

Solar Series SLA Battery

Solar Series

Bosfa Solar Series Valve-regulated Lead Acid batteries use particular alloy and material technology design to ensure a excellent performance in various environments, especially high and low temp. Bosfa Solar series batteries is optimal for storage and conversion of photovoltaic energy and wind energy.

Application

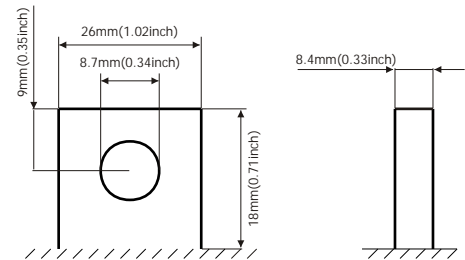
- Photovoltaic system
- Alternative Energy System
- Electric Utility
- Outdoor control Equipment
- Railroad Utility

General Features



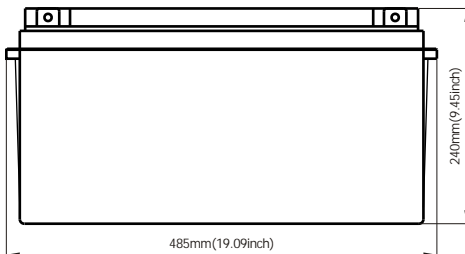
- Sealed and maintenance free operation.
- Non-Spillable construction design.
- ABS containers and covers(UL94HB, UL94V-0) optional.
- Safety valve installation for explosion proof.
- High quality and high reliability.
- Exceptional deep discharge recovery performance.
- Low self discharge characteristic.
- Flexibility design for multiple install positions.

Construction

- | | | | |
|-----------------|--------------|--------------------|---------------|
| Component | Raw material | Sealant | Epoxy Resin |
| Positive | Lead dioxide | Safety valve | EPDR |
| Negative | Lead | Terminal | Copper |
| Container | ABS | Separator | AGM |
| Cover | ABS | Electrolyte | sulfuric acid |

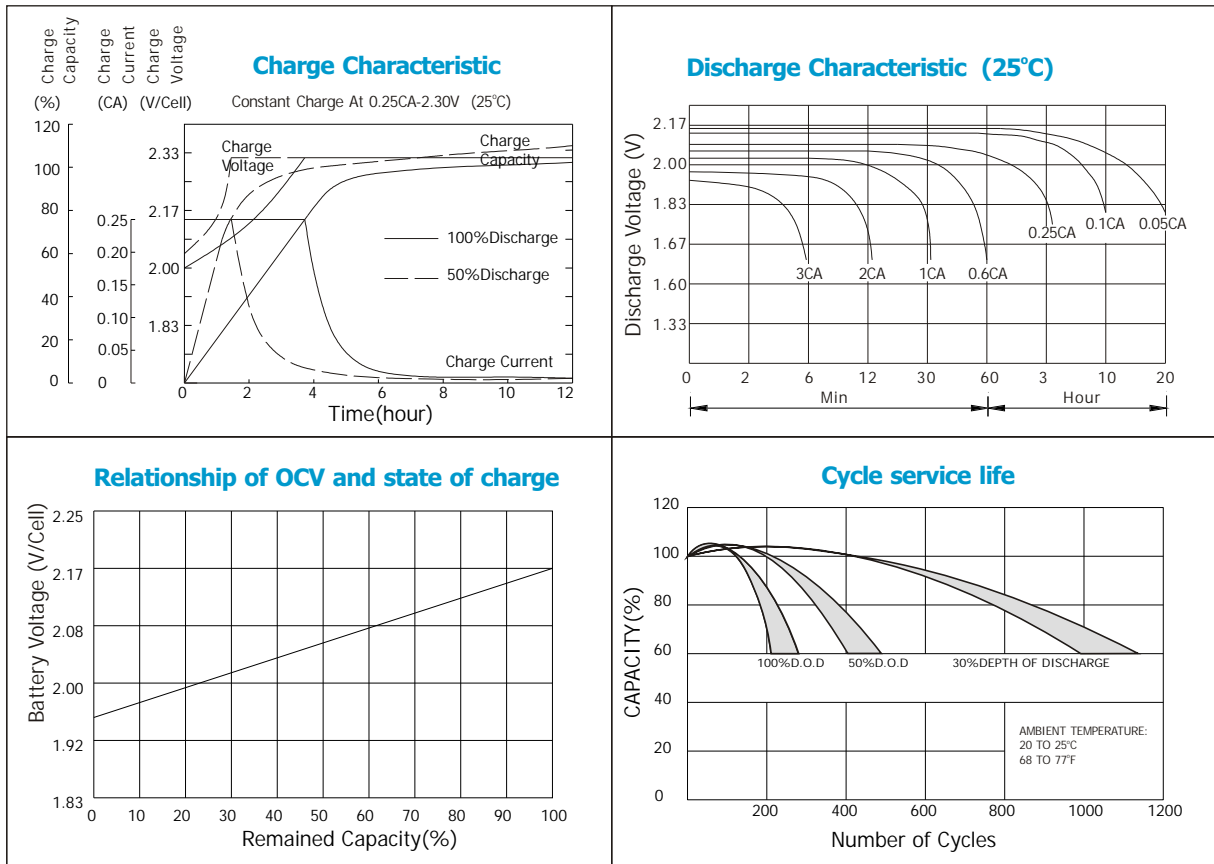


Terminal Dimensions



Battery Model	Solar 12-150			
Designed Floating Life	8 Years			
Capacity(25°C)	20HR(7.7A,1.75V)	10HR(15A,1.75V)	5HR(25.5A,1.75V)	1HR(96A,1.75V)
	154AH	150AH	127.5AH	96AH
Dimensions	Length	Width	Height	Total Height
	485mm(19.1inch)	172mm(6.77inch)	240mm(9.45inch)	240mm(9.45inch)
Approx. Weight	46.0Kg (101.43 lbs)			
Internal Resistance	Full charged at 25°C: 0.004 Ohm			
Self Discharge	3% of capacity declined per month at (25°C)			
Capacity Affected by Temp.(20HR)	40°C	25°C	0°C	-15°C
	102%	100%	85%	65%
Charge Voltage(25°C)	Cycle use		Float use	
	14.4-15V(-30mV/ °C), max. Current: 37.5A		13.6-13.8V(-20mV/ °C)	

Solar Series SLA Battery



Constant current discharge ratings-amperes at 25°C

F. V/Time	5MIN	10MIN	15MIN	30MIN	1HR	3HR	5HR	10HR	20HR
1.60V	525	360	263	158	99.0	41.0	28.6	15.9	7.91
1.67V	473	329	255	153	98.9	40.8	28.4	15.7	7.88
1.70V	449	317	246	150	98.6	40.8	28.4	15.5	7.88
1.75V	399	293	233	147	97.5	40.5	28.2	15.3	7.84
1.80V	360	272	222	143	96.3	40.4	27.9	15.0	7.56
1.85V	273	224	192	131	95.3	40.2	27.7	14.7	7.11

Constant power discharge ratings-watts at 25°C

F. V/Time	5MIN	10MIN	15MIN	30MIN	1HR	3HR	5HR	10HR	20HR
1.60V	866	597	465	297	195	78.6	54.8	31.8	15.8
1.67V	821	590	461	291	189	78.6	54.8	31.3	15.8
1.70V	767	575	453	284	184	78.6	54.8	31.1	15.8
1.75V	714	537	426	276	182	77.4	54.2	30.6	15.7
1.80V	641	500	401	269	179	76.4	53.3	30.0	15.1
1.85V	513	414	350	246	177	76.1	52.5	29.5	14.2

