

Front Access SLA Battery

FA Series

FA (Front access) Series batteries are designed to be used in the area of communication, which features on new technology in design, reasonable in structure and occupying the leading position in the same industry of the world. The estimated life of FA Series batteries under float service is up to 15 years. It can be employed in numerous application in the fields of telecommunications.

Application

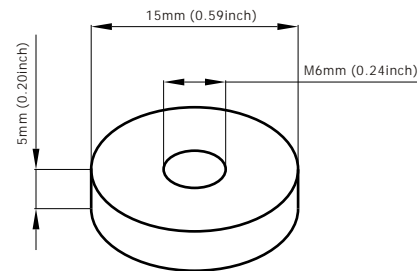
- Telecom
- Control Equipment
- UPS
- Communication Equipment
- Medical Equipment
- Emergency Power System

General Features

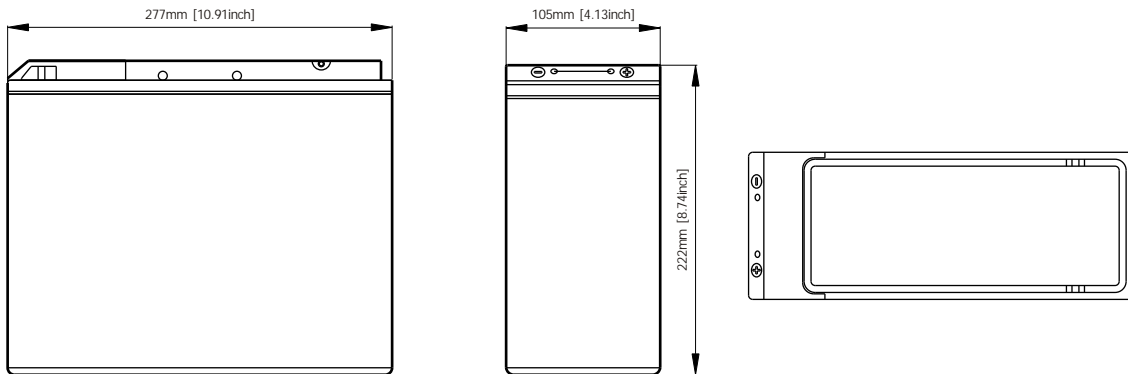
- Easy maintenance and installation
- No need for extra (wrench space) above battery
- Sealed and maintenance free operation
- Non-Spillable construction design
- ABS containers and covers(UL94HB, UL94V-0) optional
- Safety valve installation for explosion proof
- Maximized energy density for installation in relay rack trays
- High quality and high reliability
- Exceptional deep discharge recovery performance
- Flexibility design for multiple install positions

Construction

- ComponentRaw material
- PositiveLead dioxide
- NegativeLead
- ContainerABS
- CoverABS
- SealantEpoxy Resin
- Safety valveEPDR
- TerminalCopper
- SeparatorFiber glass
- ElectrolyteSulfuric acid

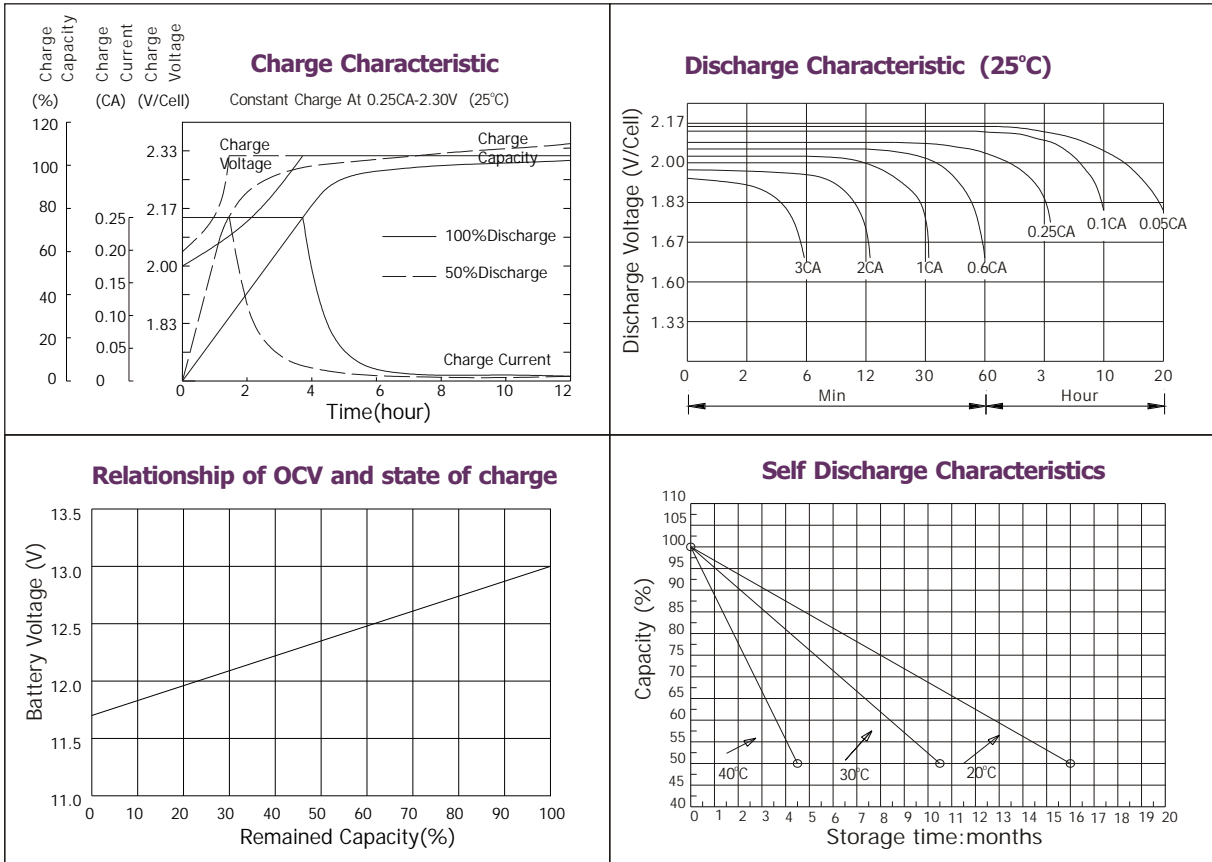


Terminal Dimensions



Battery Model	FA12-55			
Designed Floating Life	12 Years			
Capacity(25°C)	20HR(2.75A,1.80V)	10HR(5.2A,1.80V)	5HR(9.3A,1.75V)	1HR(33.5A,1.60V)
	55AH	52AH	46.5AH	33.5AH
Dimensions	Length	Width	Height	Total Height
	277mm(10.91inch)	105mm(4.13inch)	222mm(8.74inch)	222mm(8.74inch)
Approx. Weight	16.5Kg (36.38 lbs)			
Internal Resistance	Full charged at 25°C: 0.008 Ohm			
Self Discharge	3% of capacity declined per month at (25°C)			
Capacity Affected by Temp.(20HR)	40°C	25°C	0°C	-15°C
	102%	100%	85%	65%
Charge Voltage(25°C)	Cycle use		Float use	
	14.4-15V(-30mV/ °C), max. Current: 14A		13.6-13.8V(-20mV/ °C)	

Front Access SLA Battery



Constant current discharge ratings-amperes at 25°C

F.V/Time	5MIN	10MIN	15MIN	30MIN	1HR	3HR	5HR	10HR	20HR
1.60V	193	132	96.3	57.8	36.3	15.0	10.5	5.83	2.90
1.67V	173	120	93.5	56.1	36.2	15.0	10.4	5.74	2.89
1.70V	164	116	90.2	55.0	36.1	15.0	10.4	5.70	2.89
1.75V	146	107	85.3	53.9	35.8	14.9	10.3	5.60	2.88
1.80V	132	100	81.4	52.3	35.3	14.8	10.2	5.50	2.77
1.85V	100	82.0	70.4	48.1	34.9	14.7	10.2	5.41	2.61

Constant power discharge ratings-watts at 25°C

F.V/Time	5MIN	10MIN	15MIN	30MIN	1HR	3HR	5HR	10HR	20HR
1.60V	317	219	171	109	71.5	28.8	20.1	11.7	5.80
1.67V	301	216	169	107	69.1	28.8	20.1	11.5	5.78
1.70V	281	211	166	104	67.3	28.8	20.1	11.4	5.78
1.75V	262	197	156	101	66.7	28.4	19.9	11.2	5.75
1.80V	235	183	147	98.5	65.6	28.0	19.5	11.0	5.55
1.85V	188	152	128	90.2	65.0	27.9	19.3	10.8	5.21

