

Deep Cycle SLA Battery

DC SERIES

DC (Deep cycle) Series batteries are designed for deep discharge application, with special chemical formula for plates active paste material, slightly stronger electrolyte and low temperature design, which can withstand repeated deep cyclic application, such as Solar Energy System, Golf Trolley, Electric

Application

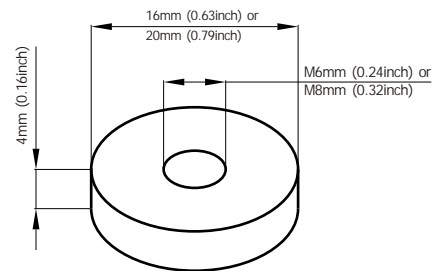
- Solar Energy System
- Golf Cars and Buggies
- Electric Powered Vehicles
- Wheel Chairs
- Power Tools
- Electric Powered Toys
- Control System
- Vacuum Cleaners
- Medical Equipments
- UPS

General Features

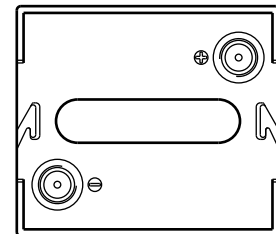

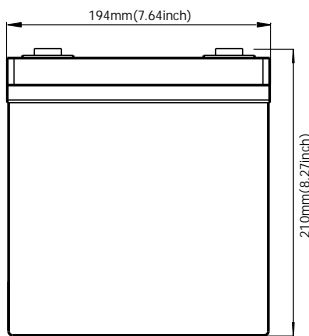
- Sealed and maintenance free operation.
- Non-Spillable construction design.
- ABS containers and covers(UL94HB, UL94V-0) optional.
- Safety valve installation for explosion proof.
- High quality and high reliability.
- Exceptional deep discharge recovery performance.
- Low self discharge characteristic.
- Flexibility design for multiple install positions.

Construction

- ComponentRaw material
- PositiveLead dioxide
- NegativeLead
- ContainerABS
- CoverABS
- SealantEpoxy Resin
- Safety valveEPDR
- TerminalCopper
- SeparatorFibre glass
- ElectrolyteSulfuric acid

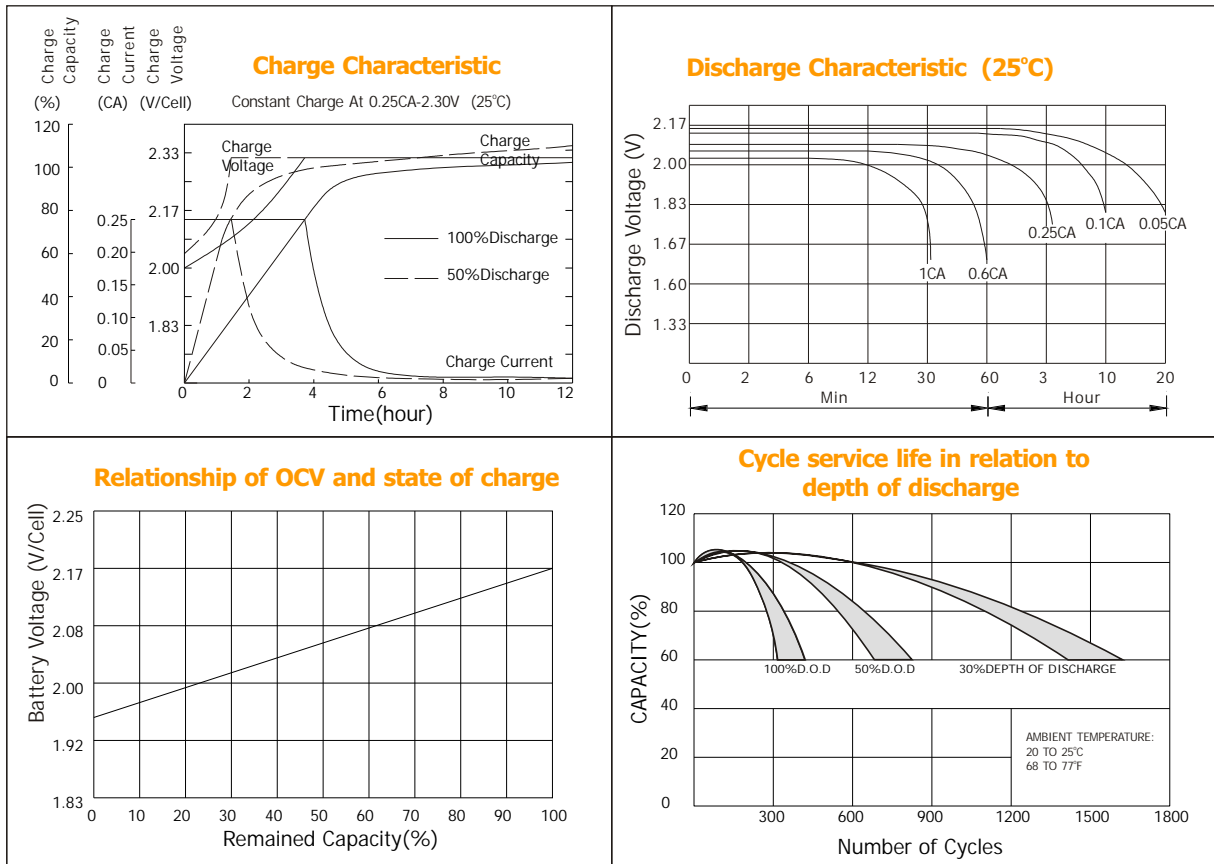


Terminal Dimensions



Battery Model	DC 6-100			
Designed Cycle Life	> 350 cycles @ -0.5CA to 9.6V			
Capacity(25°C)	20HR(5.04A,1.75V)	10HR(10A,1.75V)	5HR(16.5A,1.75V)	1HR(62A,1.75V)
	101AH	100AH	82.5AH	62AH
Dimensions	Length	Width	Height	Total Height
	194mm(7.64inch)	170mm(6.69inch)	207mm(8.15inch)	210mm(8.27inch)
Approx. Weight	16Kg (35.28 lbs)			
Internal Resistance	Full charged at 25°C: 0.005 Ohm			
Self Discharge	3% of capacity declined per month at (25°C)			
Capacity Affected by Temp.(20HR)	40°C	25°C	0°C	-15°C
	102%	100%	85%	65%
Charge Voltage(25°C)	Cycle use		Float use	
	7.2-7.5V(-15mV/ °C), max. Current: 25A		6.8-6.9V(-10mV/ °C)	

Deep Cycle SLA Battery



Constant current discharge ratings-amperes at 25°C

F. V/Time	5MIN	10MIN	15MIN	30MIN	1HR	3HR	5HR	10HR	20HR
1.60V	437	272	205	125	72.5	31.8	19.4	10.6	5.72
1.67V	410	258	197	120	71.5	30.6	19.0	10.5	5.52
1.70V	376	249	193	109	69.4	28.6	18.6	10.4	5.44
1.75V	369	241	187	103	66.1	27.6	18.2	10.4	5.29
1.80V	330	230	169	95.8	61.9	26.5	17.1	10.2	5.15
1.85V	291	219	152	88.1	57.7	25.6	16.0	10.1	5.01

Constant power discharge ratings-watts at 25°C

F. V/Time	5MIN	10MIN	15MIN	30MIN	1HR	3HR	5HR	10HR	20HR
1.60V	767	491	375	225	131	56.4	32.9	21.8	11.4
1.67V	740	479	370	221	130	54.7	32.7	21.6	11.0
1.70V	697	474	367	207	128	52.2	32.3	21.5	10.9
1.75V	701	473	364	201	125	51.0	32.0	21.2	10.6
1.80V	642	466	337	191	118	49.5	31.0	20.9	10.5
1.85V	582	442	306	179	111	48.0	30.0	20.5	10.3



ISO9001

COPYRIGHT BOSFA INDUSTRIAL BATTERY CO.,LTD.