

Gel Series SLA Battery

Gel Series

Gel series batteries are designed to meet the requirements of frequent cyclic and high temperature applications such as broadband, PVs etc through up-to-date gel technologies. BOSFA Gel batteries uses German origin high purity fumed silica to form sulfuric acid thixotropic Gel and fills to the batteries with vacuum to ensure the fully penetration of electrolyte through separators and plates pastes.

Application

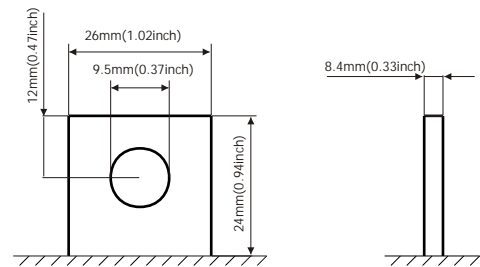
- Alarm System
- Cable Television
- Communication Equipment
- Control Equipment
- Security System
- Medical Equipment
- UPS
- Power tools
- Emergency Power System
- Toys

General Features

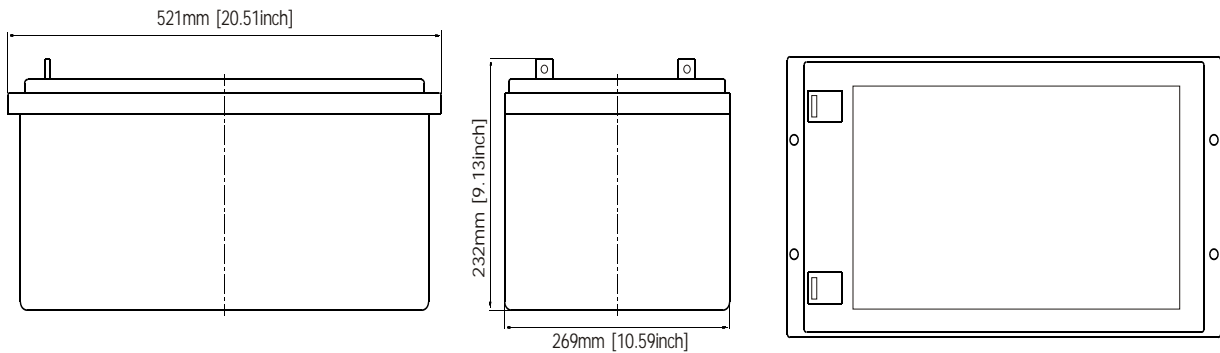
- Sealed and maintenance free operation.
- Non-Spillable construction design.
- ABS containers and covers(UL94HB, UL94V-0) optional.
- Safety valve installation for explosion proof.
- High quality and high reliability.
- Exceptional deep discharge recovery performance.
- Low self discharge characteristic.
- Flexibility design for multiple install positions.

Construction

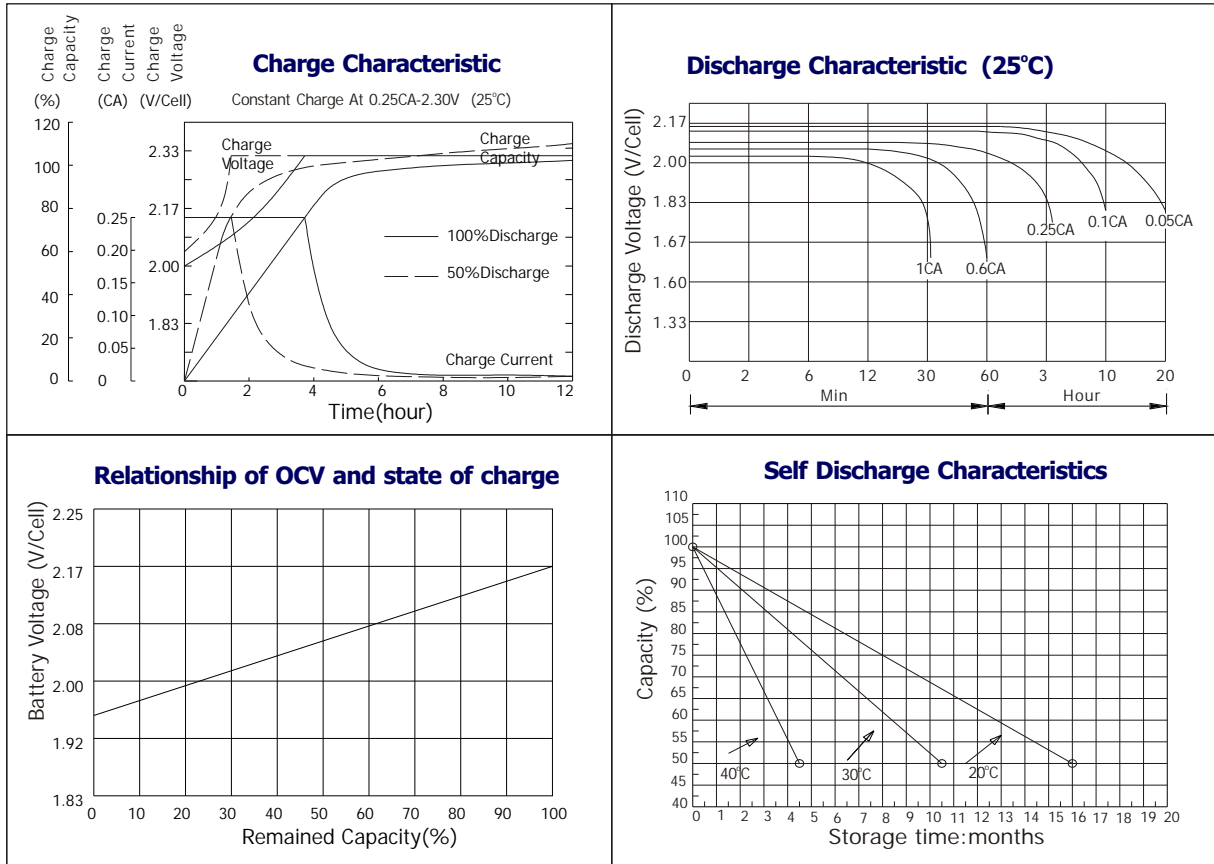
- | | | | |
|-----------|-------------------|--------------|------------------------------------|
| Component |Raw material | Sealant |Epoxy Resin |
| Positive |Lead dioxide | Safety valve |EPDR |
| Negative |Lead | Terminal |Copper |
| Container |ABS | Separator |Macromolecule polymer |
| Cover |ABS | Electrolyte |sulfuric acid thixotropic Gel |



Terminal Dimensions



Battery Model	GEL12-230			
Designed Floating Life	12 Years (Floating) or > 750 Cycles @ 50% D.O.D			
Capacity(25°C)	20HR(11.7A,1.75V)	10HR(23A,1.75V)	5HR(39A,1.75V)	1HR(138A,1.75V)
	234AH	230AH	195AH	138AH
Dimensions	Length	Width	Height	Total Height
	521mm [20.51inch]	269mm [10.59inch]	203mm [7.99inch]	232mm [9.13inch]
Approx. Weight	66Kg (145.53 lbs)			
Internal Resistance	Full charged at 25°C: 0.004 Ohm			
Self Discharge	3% of capacity declined per month at (25°C)			
Capacity Affected by Temp.(20HR)	40°C	25°C	0°C	-15°C
	102%	100%	85%	65%
Charge Voltage(25°C)	Cycle use		Float use	
	14.4-15V(-30mV/ °C), max. Current: 46A		13.6-13.8V(-20mV/ °C)	



Constant current discharge ratings-amperes at 25°C

F.V/Time	5MIN	10MIN	15MIN	30MIN	1HR	3HR	5HR	10HR	20HR
1.60V	805	552	403	242	152	62.8	43.9	24.4	12.1
1.67V	725	504	391	235	152	62.6	43.5	24.0	12.1
1.70V	688	485	377	230	151	62.6	43.5	23.8	12.1
1.75V	612	449	357	225	150	62.1	43.2	23.4	12.0
1.80V	552	416	340	219	148	61.9	42.8	23.0	11.6
1.85V	419	343	294	201	146	61.6	42.5	22.6	10.9

Constant power discharge ratings-watts at 25°C

F.V/Time	5MIN	10MIN	15MIN	30MIN	1HR	3HR	5HR	10HR	20HR
1.60V	1327	915	713	455	299	121	84.0	48.8	24.2
1.67V	1258	904	706	446	289	121	84.0	48.0	24.2
1.70V	1175	881	695	435	282	121	84.0	47.7	24.2
1.75V	1095	823	653	423	279	119	83.0	46.9	24.0
1.80V	982	766	614	412	274	117	81.7	46.0	23.2
1.85V	787	635	536	377	272	117	80.5	45.2	21.8

