

Electric Vehicle SLA Battery

EVX SERIES

Bosfa EVX Series batteries are designed to have a large amount of stored current discharged between charging sessions, with very heavy non-porous battery plates to withstand repeated major discharging and charging cycle (deep cycles). The Bosfa EVX batteries uses a different chemistry for the plates active paste material, and a slightly stronger electrolyte than normal battery electrolyte, which allows for a much longer life in deep cycle applications.

Application

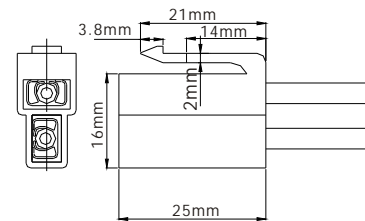
- Electric Powered Vehicles
- Golf Cars and Buggies
- Wheel Chairs
- Power Tools
- Electric Powered Toys
- Control System
- Vacuum Cleaners
- Medical Equipments
- UPS
- Pvs

General Features

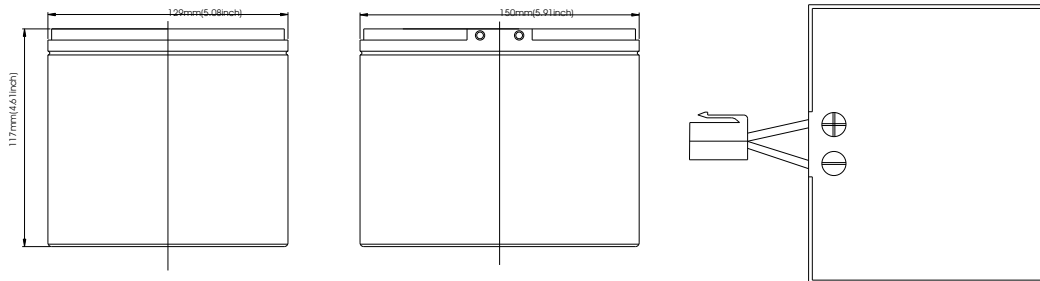
- Sealed and maintenance free operation.
- Non-Spillable construction design.
- ABS containers and covers(UL94HB, UL94V-0) optional.
- Safety valve installation for explosion proof.
- High quality and high reliability.
- Exceptional deep discharge recovery performance.
- Low self discharge characteristic.
- Flexibility design for multiple install positions.

Construction

- ComponentRaw material
- PositiveLead dioxide
- NegativeLead
- ContainerABS
- CoverABS
- SealantEpoxy Resin
- Safety valveEPDR
- TerminalCopper
- SeparatorFibre glass
- ElectrolyteSulfuric acid

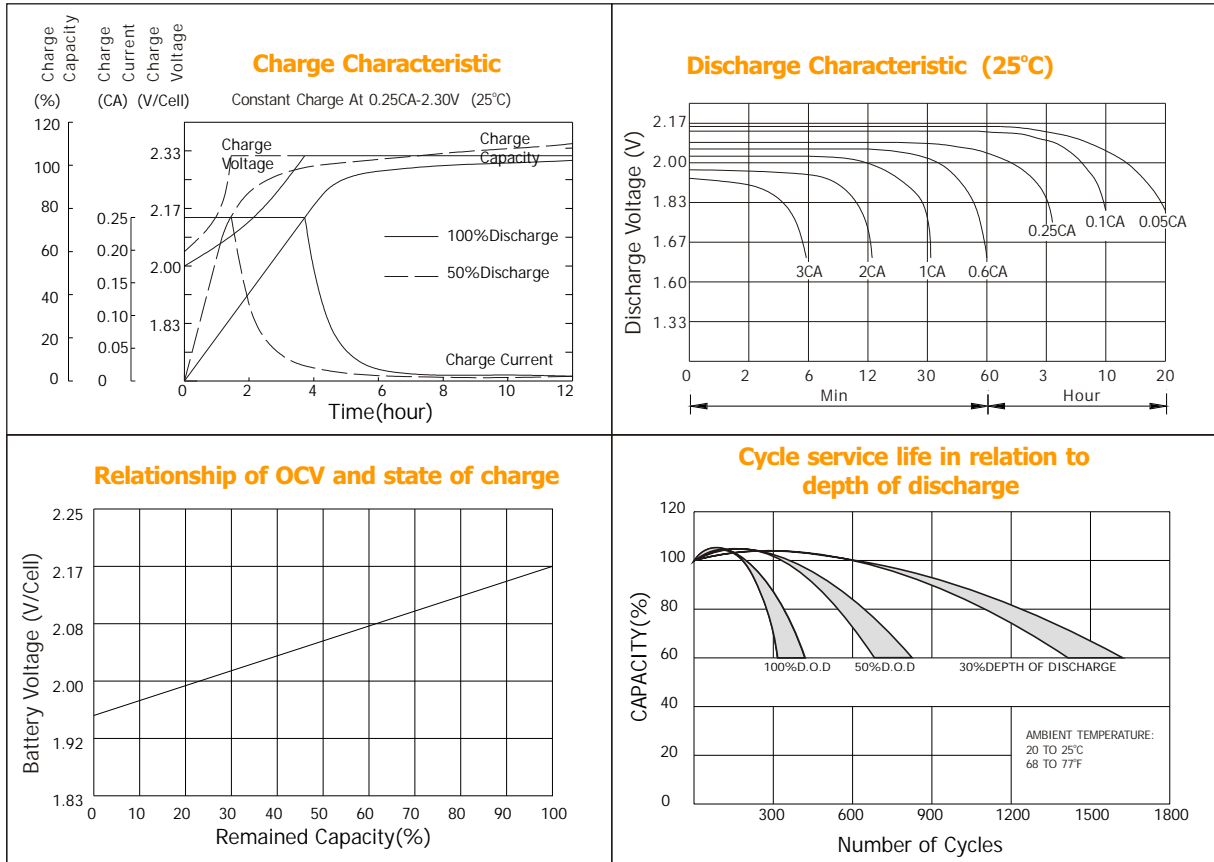


Terminal Dimensions



Battery Model	EVX 24-12			
Designed Cycle Life	> 350 cycles @ 100% DOD			
Capacity(25°C)	20HR(0.6A,1.75V)	10HR(1.1A,1.75V)	2HR(5A,1.75V)	1HR(8A,1.75V)
	12AH	11AH	10AH	8AH
Dimensions	Length	Width	Height	Total Height
	150mm(5.92inch)	129mm(5.08inch)	117mm(4.61inch)	117mm(4.61inch)
Approx. Weight	7Kg (15.44 lbs)			
Internal Resistance	Full charged at 25°C: 0.03 Ohm			
Self Discharge	3% of capacity declined per month at (25°C)			
Capacity Affected by Temp.(20HR)	40°C	25°C	0°C	-15°C
	102%	100%	85%	65%
Charge Voltage(25°C)	Cycle use		Float use	
	28.8-30V(-60mV/ °C), max. Current: 3.6A		27.2-27.6V(-40mV/ °C)	

Electric Vehicle SLA Battery



Constant current discharge ratings-amperes at 25°C

F. V/Time	5MIN	10MIN	15MIN	30MIN	1HR	3HR	5HR	10HR	20HR
1.60V	46.9	29.2	22.0	13.4	8.53	3.74	2.29	1.28	0.67
1.67V	44.0	27.7	21.2	12.8	8.42	3.60	2.24	1.27	0.65
1.70V	40.3	26.7	20.7	11.7	8.16	3.36	2.19	1.26	0.64
1.75V	39.5	25.8	20.0	11.1	7.78	3.25	2.14	1.25	0.62
1.80V	35.4	24.7	18.2	10.3	7.28	3.12	2.02	1.23	0.61
1.85V	31.2	23.5	16.3	9.45	6.78	3.01	1.89	1.21	0.59

Constant power discharge ratings-watts at 25°C

F. V/Time	5MIN	10MIN	15MIN	30MIN	1HR	3HR	5HR	10HR	20HR
1.60V	82.2	52.7	40.2	24.2	15.4	6.64	3.87	2.56	1.34
1.67V	79.4	51.3	39.7	23.7	15.3	6.43	3.85	2.54	1.30
1.70V	74.7	50.8	39.3	22.2	15.0	6.14	3.80	2.53	1.28
1.75V	75.2	50.7	39.0	21.5	14.8	6.00	3.77	2.50	1.25
1.80V	68.8	49.9	36.2	20.5	13.9	5.82	3.65	2.46	1.22
1.85V	62.4	47.4	32.8	19.2	13.1	5.65	3.53	2.43	1.17

