

OPzV Series SLA Battery

Opzv Series

Bosfa Opzv Series Valve Regulated Lead Acid batteries are designed with a proven combination of GEL and Tubular technologies to offer a very high lever of reliability. Opzv batteries benefit from an optimized plate design which gives capacities in excess of the DIN standard values. In addition, this series offers both a longest float life and a high cycle life in widely industrial field.

Application

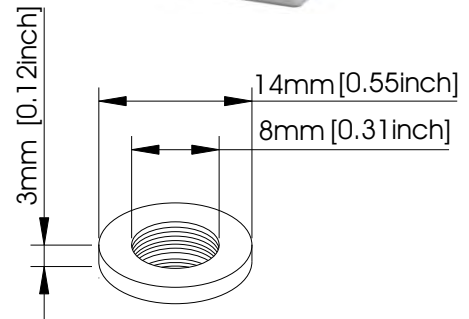
- | | |
|--------------------|---------------------------|
| Telecommunications | Medical Equipment |
| Cable Television | UPS |
| Electric Utility | Railroad Utility |
| Control Equipment | Photovoltaic System |
| Security System | Alternative Energy System |

General Features

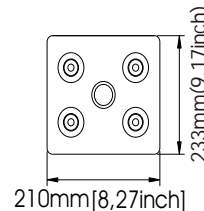

- Sealed and maintenance free operation.
- Non-Spillable construction design.
- ABS containers and covers(UL94HB, UL94V-0) optional.
- Safety valve installation for explosion proof.
- High quality and high reliability.
- Super long service life.
- Lowest self discharge characteristic.
- Super reliability.

Construction

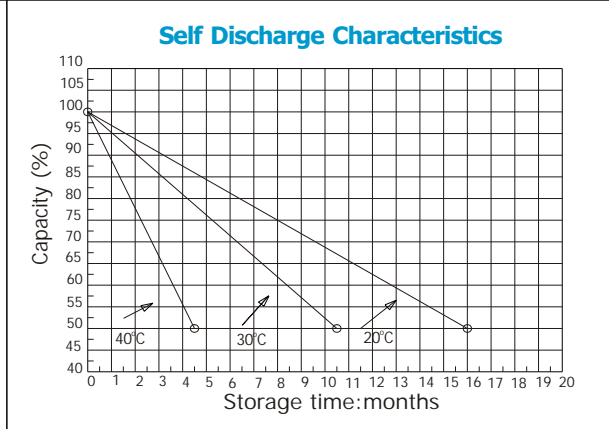
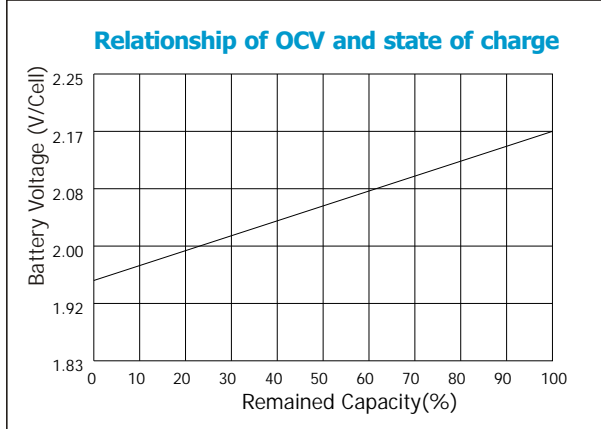
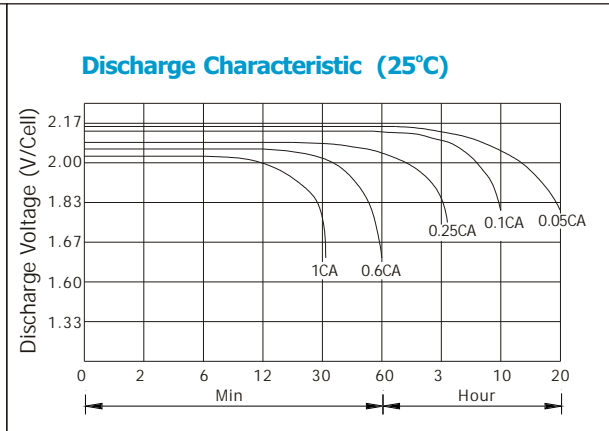
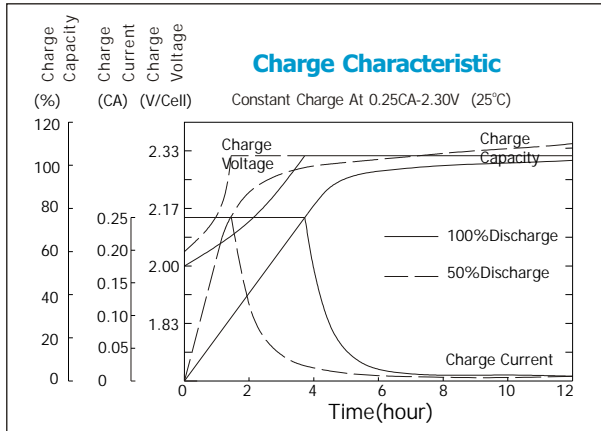
- | | | | |
|-----------|-------------------|--------------|---------------------------------------|
| Component |Raw material | Sealant |Epoxy Resin |
| Positive |Lead dioxide | Safety valve |EPDR |
| Negative |Lead | Terminal |Copper |
| Container |ABS | Separator |PVC-SiO ₂ |
| Cover |ABS | Electrolyte |Sulfuric acid
Thixotropic Gel |



Terminal Dimensions



Battery Model	OPzV 2-1000			
Designed Floating Life	15 Years			
Capacity(25°C)	20HR(52A,1.75V)	10HR(100A,1.75V)	5HR(180A,1.75V)	1HR(620A,1.75V)
	1040AH	1000AH	900AH	620AH
Dimensions	Length	Width	Height	Total Height
	233mm(9.17inch)	210mm(8.27inch)	645mm(25.39inch)	671mm(26.42inch)
Approx. Weight	82Kg (180.81 lbs)			
Internal Resistance	Full charged at 25°C: 0.00055 Ohm			
Self Discharge	3% of capacity declined per month at (25°C)			
Capacity Affected by Temp.(20HR)	40°C	25°C	0°C	-15°C
	102%	100%	85%	65%
Charge Voltage(25°C)	Cycle use		Float use	
	2.3V-2.35V(-5mV/ °C), max. Current: 200A		2.25-2.27V(-3.3mV/ °C)	



Constant current discharge ratings-amperes at 25°C

F.V/Time	15MIN	30MIN	1HR	2HR	3HR	5HR	8HR	10HR	20HR
1.70V	1060	860	585	357	265	177	122	102	57.7
1.75V	940	780	560	347	260	176	122	101	57.1
1.80V	820	700	520	332	250	173	120	100	57.9
1.83V	740	630	480	320	243	169	117	97.0	56.4
1.87V	600	550	430	295	228	162	112	93.0	55.9
1.90V	520	490	390	275	215	154	107	89.0	53.7

Constant power discharge ratings-watts at 25°C

F.V/Time	15MIN	30MIN	1HR	2HR	3HR	5HR	8HR	10HR	20HR
1.70V	1828	1490	1062	678	535	367	241	196	112
1.75V	1681	1427	1020	661	519	360	237	193	111
1.80V	1490	1339	974	642	502	355	235	194	109
1.83V	1372	1148	897	613	495	336	223	187	109
1.87V	1296	1087	875	610	486	332	218	183	108
1.90V	1077	998	795	589	440	322	210	174	105

