

General Series SLA Battery

General Series

General Series Valve Regulated Lead Acid batteries are designed with AGM (Absorbent Glass Mat) technology, high performance plates and electrolyte to gain extra power output for common power backup system applications widely used in the field of UPS, Emergency Lighting System.

Application

- Alarm System
- Cable Television
- Communication Equipment
- Control Equipment
- Security System
- Medical Equipment
- UPS
- Power tools
- Emergency Power System
- Toys

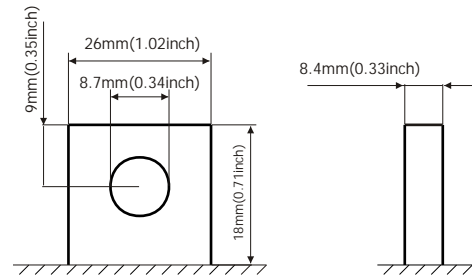


General Features

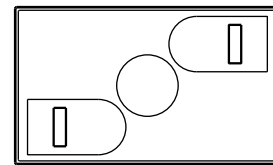
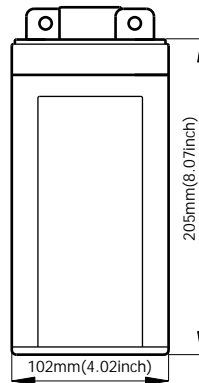

- Sealed and maintenance free operation.
- Non-Spillable construction design.
- ABS containers and covers(UL94HB, UL94V-0) optional.
- Safety valve installation for explosion proof.
- High quality and high reliability.
- Exceptional deep discharge recovery performance.
- Low self discharge characteristic.
- Flexibility design for multiple install positions.

Construction

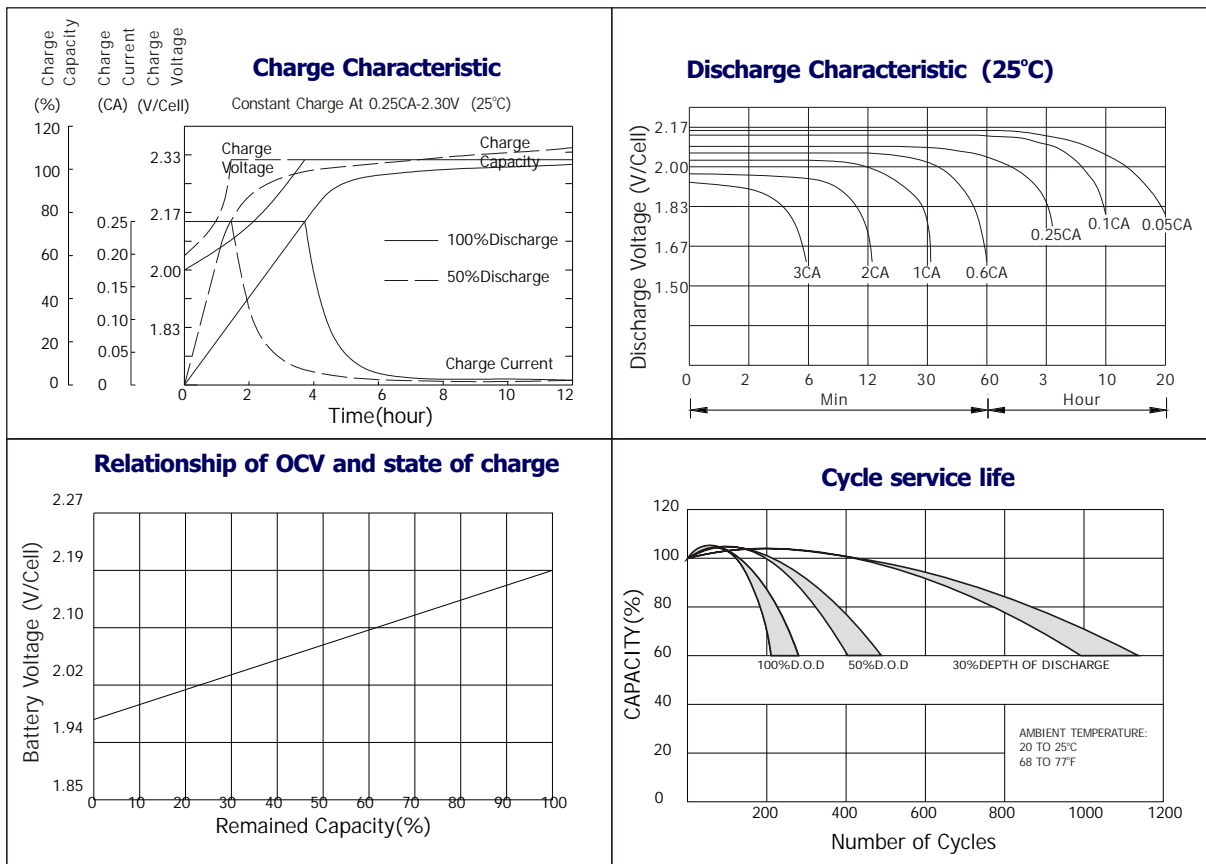
- ComponentRaw material
- PositiveLead dioxide
- NegativeLead
- ContainerABS
- CoverABS
- SealantEpoxy Resin
- Safety valveEPDR
- TerminalCopper
- SeparatorFiber glass
- ElectrolyteSulfuric acid



Terminal Dimensions



Battery Model	GB2-150			
Designed Floating Life	8 Years			
Capacity(25°C)	20HR(7.56A,1.75V)	10HR(15A,1.75V)	5HR(27A,1.75V)	1HR(97A,1.75V)
	151AH	150AH	135AH	97AH
Dimensions	Length	Width	Height	Total Height
	172mm(6.77inch)	102mm(4.02inch)	205mm(8.07inch)	227mm(8.94inch)
Approx. Weight	8.4Kg (18.5 lbs)			
Internal Resistance	Full charged at 25°C :0.0008 Ohm			
Self Discharge	3% of capacity declined per month at (25°C)			
Capacity Affected by Temp.(20HR)	40°C	25°C	0°C	-15°C
	102%	100%	85%	65%
Charge Voltage(25°C)	Cycle use		Float use	
	2.4-2.46V(-5mV/ °C), max. Current: 37.5A		2.26-2.30(-3mV/ °C)	



Constant current discharge ratings-amperes at 25°C

F. V/Time	5MIN	10MIN	15MIN	30MIN	1HR	3HR	5HR	10HR	20HR
1.60V	586	365	275	168	107	46.8	28.6	16.0	8.42
1.67V	550	346	265	160	105	45.0	28.0	15.8	8.12
1.70V	504	333	258	146	102	42.0	27.4	15.8	8.00
1.75V	494	323	250	139	97.2	40.6	26.8	15.6	7.79
1.80V	442	308	227	128	91.0	39.0	25.2	15.4	7.58
1.85V	390	294	204	118	84.8	37.6	23.6	15.2	7.36

Constant power discharge ratings-watts at 25°C

F. V/Time	5MIN	10MIN	15MIN	30MIN	1HR	3HR	5HR	10HR	20HR
1.60V	1028	658	502	302	192	83.0	48.3	32.0	16.8
1.67V	992	642	496	296	191	80.4	48.1	31.8	16.2
1.70V	934	635	492	277	188	76.8	47.5	31.6	16.0
1.75V	940	633	488	269	184	75.0	47.1	31.2	15.6
1.80V	860	624	452	256	174	72.8	45.6	30.8	15.2
1.85V	780	592	410	240	163	70.6	44.2	30.4	14.6

