

General Series SLA Battery

General Series

General Series Valve Regulated Lead Acid batteries are designed with AGM (Absorbent Glass Mat) technology, high performance plates and electrolyte to gain extra power output for common power backup system applications widely used in the field of UPS, Emergency Lighting System.

Application

- Alarm System
- Cable Television
- Communication Equipment
- Control Equipment
- Security System
- Medical Equipment
- UPS
- Power tools
- Emergency Power System
- Toys

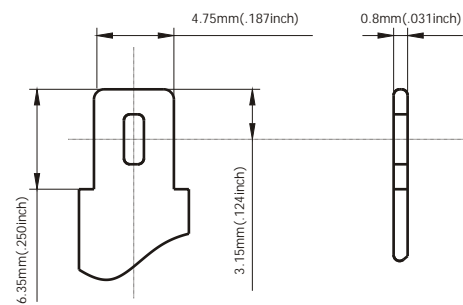


General Features

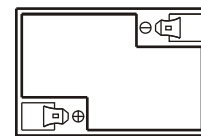
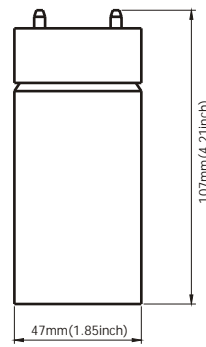
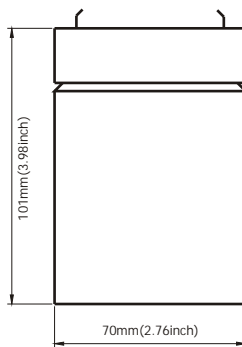
- Sealed and maintenance free operation.
- Non-Spillable construction design.
- ABS containers and covers(UL94HB, UL94V-0) optional.
- Safety valve installation for explosion proof.
- High quality and high reliability.
- Exceptional deep discharge recovery performance.
- Low self discharge characteristic.
- Flexibility design for multiple install positions.

Construction

- ComponentRaw material
- PositiveLead dioxide
- NegativeLead
- ContainerABS
- CoverABS
- SealantEpoxy Resin
- Safety valveEPDR
- TerminalCopper
- SeparatorFiber glass
- ElectrolyteSulfuric acid

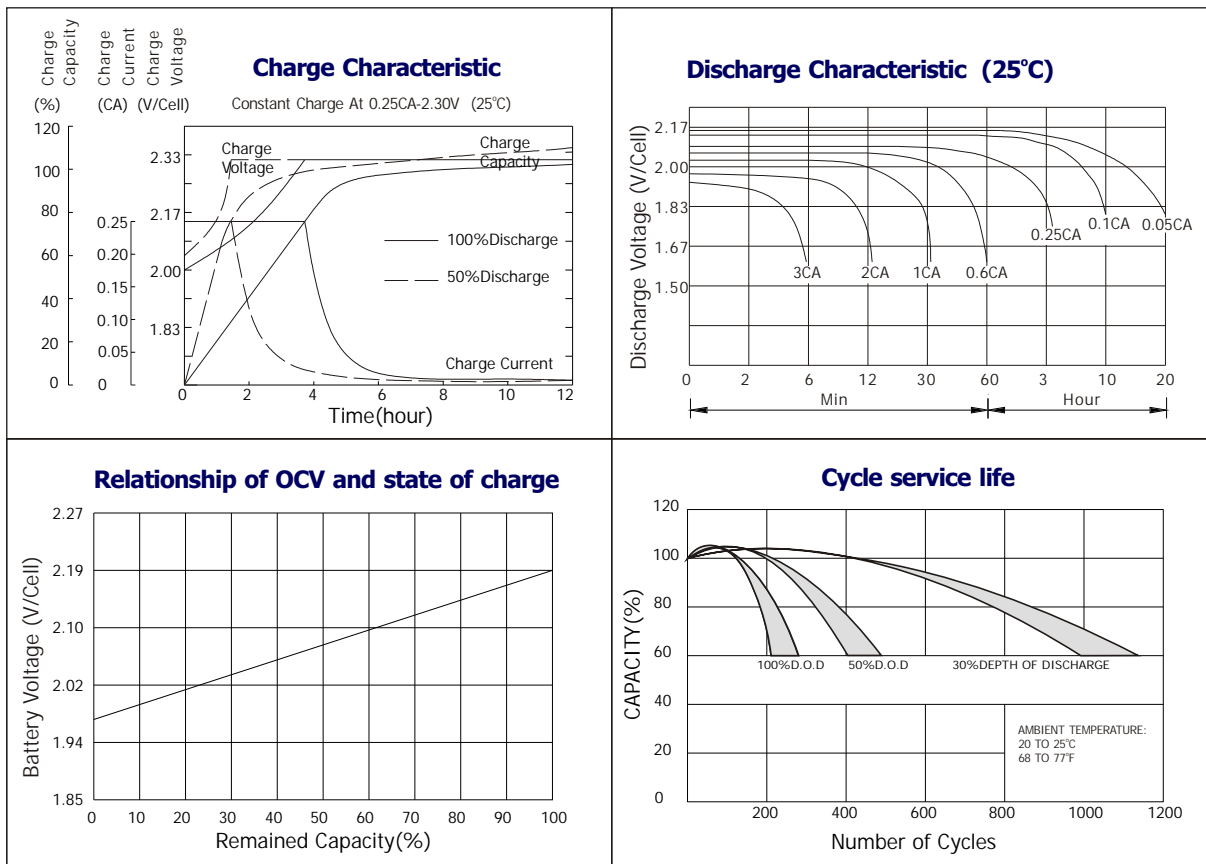


Terminal Dimensions



Battery Model	GB6-4			
Designed Floating Life	5 Years			
Capacity(25°C)	20HR(0.2A,1.75V)	10HR(0.38A,1.75V)	5HR(0.68A,1.75V)	1HR(2.6A,1.75V)
	4AH	3.8AH	3.4AH	2.6AH
Dimensions	Length	Width	Height	Total Height
	70mm(2.76inch)	47mm(1.85inch)	101mm(3.98inch)	107mm(4.21inch)
Approx. Weight	0.8Kg (1.76 lbs)			
Internal Resistance	Full charged at 25°C: 0.025 Ohm			
Self Discharge	3% of capacity declined per month at (25°C)			
Capacity Affected by Temp.(20HR)	40°C	25°C	0°C	-15°C
	102%	100%	85%	65%
Charge Voltage(25°C)	Cycle use		Float use	
	7.2-7.5V(-15mV/ °C), max. Current: 1.2A		6.8-6.9V(-10mV/ °C)	

General Series SLA Battery



Constant current discharge ratings-amperes at 25°C

F. V/Time	5MIN	10MIN	15MIN	30MIN	1HR	3HR	5HR	10HR	20HR
1.60V	15.6	9.72	7.33	4.47	2.84	1.25	0.76	0.43	0.22
1.67V	14.7	9.22	7.06	4.28	2.81	1.20	0.75	0.42	0.22
1.70V	13.4	8.89	6.89	3.89	2.72	1.12	0.73	0.42	0.21
1.75V	13.2	8.61	6.67	3.69	2.59	1.08	0.71	0.42	0.21
1.80V	11.8	8.22	6.06	3.42	2.43	1.04	0.67	0.41	0.20
1.85V	10.4	7.83	5.44	3.15	2.26	1.00	0.63	0.40	0.20

Constant power discharge ratings-watts at 25°C

F. V/Time	5MIN	10MIN	15MIN	30MIN	1HR	3HR	5HR	10HR	20HR
1.60V	27.4	17.6	13.4	8.06	5.13	2.21	1.29	0.85	0.45
1.67V	26.5	17.1	13.2	7.89	5.10	2.14	1.28	0.85	0.43
1.70V	24.9	16.9	13.1	7.39	5.00	2.05	1.27	0.84	0.43
1.75V	25.1	16.9	13.0	7.17	4.92	2.00	1.26	0.83	0.42
1.80V	22.9	16.6	12.1	6.83	4.63	1.94	1.22	0.82	0.41
1.85V	20.8	15.8	10.9	6.40	4.36	1.88	1.18	0.78	0.39

