

General Series SLA Battery

General Series

General Series Valve Regulated Lead Acid batteries are designed with AGM (Absorbent Glass Mat) technology, high performance plates and electrolyte to gain extra power output for common power backup system applications widely used in the field of UPS, Emergency Lighting System.

Application

- Alarm System
- Cable Television
- Communication Equipment
- Control Equipment
- Security System
- Medical Equipment
- UPS
- Power tools
- Emergency Power System
- Toys

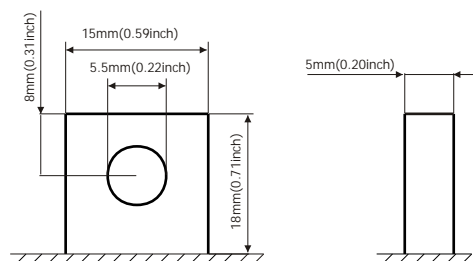


General Features

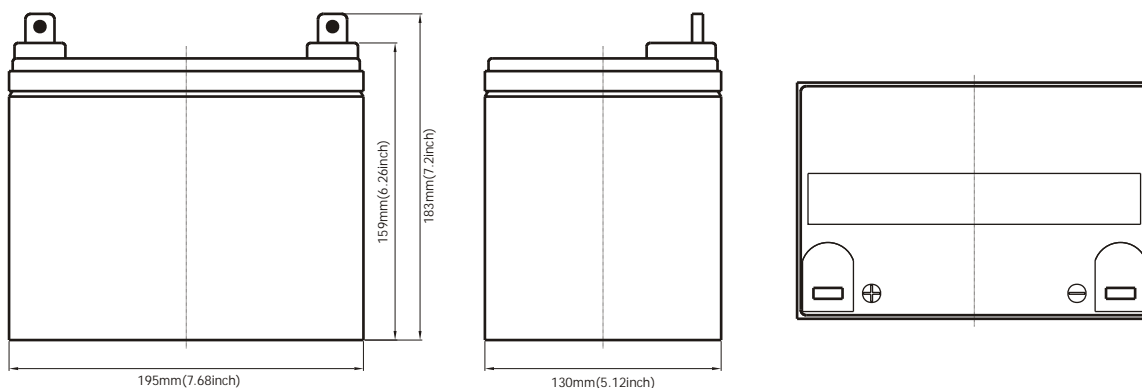
- Sealed and maintenance free operation.
- Non-Spillable construction design.
- ABS containers and covers(UL94HB, UL94V-0) optional.
- Safety valve installation for explosion proof.
- High quality and high reliability.
- Exceptional deep discharge recovery performance.
- Low self discharge characteristic.
- Flexibility design for multiple install positions.

Construction

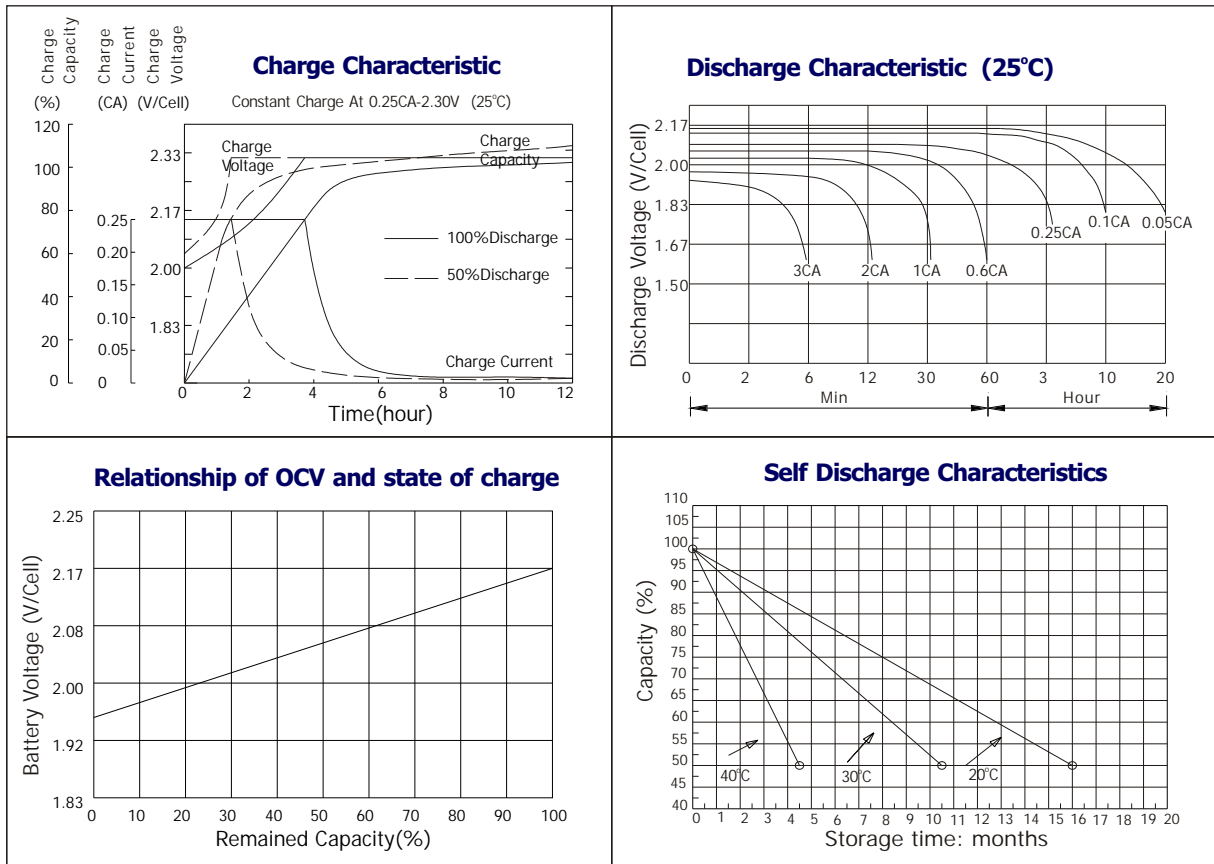
- ComponentRaw material
- PositiveLead dioxide
- NegativeLead
- ContainerABS
- CoverABS
- SealantEpoxy Resin
- Safety valveEPDR
- TerminalCopper
- SeparatorFiber glass
- ElectrolyteSulfuric acid



Terminal Dimensions



Battery Model	GB12-30			
Designed Floating Life	8 Years			
Capacity(25°C)	20HR(1.6A,1.75V)	10HR(3.0A,1.75V)	5HR(5.2A,1.75V)	1HR(19.5A,1.75V)
	32AH	30AH	26.0AH	19.5AH
Dimensions	Length	Width	Height	Total Height
	195mm(7.68inch)	130mm(5.12inch)	159mm(6.26inch)	183mm(7.2inch)
Approx. Weight	10Kg (22.1lbs)			
Internal Resistance	Full charged at 25°C: 0.01 Ohm			
Self Discharge	3% of capacity declined per month at (25°C)			
Capacity Affected by Temp.(20HR)	40°C	25°C	0°C	-15°C
	102%	100%	85%	65%
Charge Voltage(25°C)	Cycle use		Float use	
	14.4-15V(-30mV/ °C), max. Current: 7.5A		13.6-13.8V(-20mV/ °C)	



Constant current discharge ratings-amperes at 25°C

F.V./Time	5MIN	10MIN	15MIN	30MIN	1HR	3HR	5HR	10HR	20HR
1.60V	108.5	74.4	54.3	32.6	20.5	8.46	5.91	3.29	1.63
1.67V	97.7	67.9	52.7	31.6	20.4	8.43	5.87	3.24	1.63
1.70V	92.7	65.4	50.8	31.0	20.4	8.43	5.87	3.21	1.63
1.75V	82.5	60.5	48.1	30.4	20.2	8.37	5.82	3.16	1.62
1.80V	74.4	56.1	45.9	29.5	19.9	8.34	5.77	3.10	1.56
1.85V	56.4	46.2	39.7	27.1	19.7	8.31	5.72	3.05	1.47

Constant power discharge ratings-watts at 25°C

F.V./Time	5MIN	10MIN	15MIN	30MIN	1HR	3HR	5HR	10HR	20HR
1.60V	179	123	96.1	61.4	40.3	16.2	11.3	6.58	3.27
1.67V	170	122	95.2	60.1	39.0	16.2	11.3	6.48	3.26
1.70V	158	119	93.6	58.6	37.9	16.2	11.3	6.43	3.26
1.75V	148	111	88.0	57.0	37.6	16.0	11.2	6.32	3.24
1.80V	132	103	82.8	55.5	37.0	15.8	11.0	6.21	3.13
1.85V	106	85.6	72.2	50.8	36.6	15.7	10.9	6.10	2.94

