

General Series SLA Battery

General Series

General Series Valve Regulated Lead Acid batteries are designed with AGM (Absorbent Glass Mat) technology, high performance plates and electrolyte to gain extra power output for common power backup system applications widely used in the field of UPS, Emergency Lighting System.

Application

- Alarm System
- Cable Television
- Communication Equipment
- Control Equipment
- Security System
- Medical Equipment
- UPS
- Power tools
- Emergency Power System
- Toys

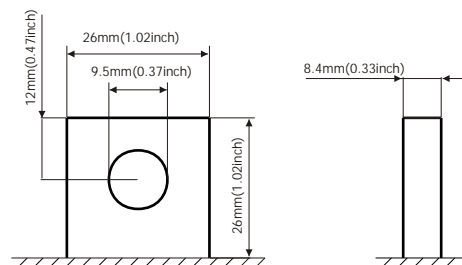


General Features

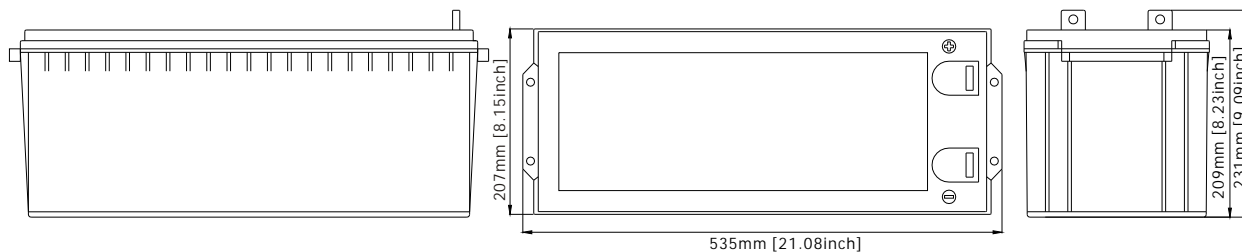
- Sealed and maintenance free operation.
- Non-Spillable construction design.
- ABS containers and covers(UL94HB, UL94V-0) optional.
- Safety valve installation for explosion proof.
- High quality and high reliability.
- Exceptional deep discharge recovery performance.
- Low self discharge characteristic.
- Flexibility design for multiple install positions.

Construction

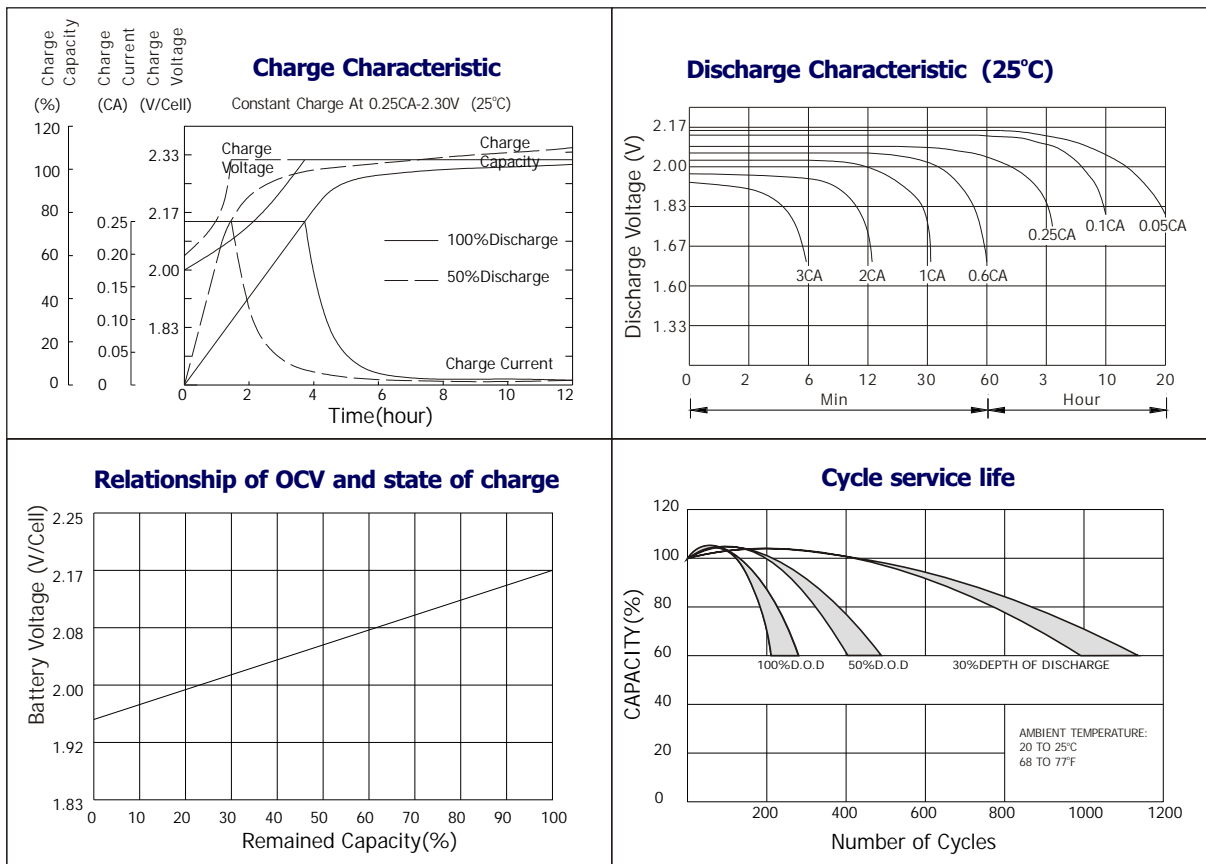
- ComponentRaw material
- PositiveLead dioxide
- NegativeLead
- ContainerABS
- CoverABS
- SealantEpoxy Resin
- Safety valveEPDR
- TerminalCopper
- SeparatorFiber glass
- ElectrolyteSulfuric acid



Terminal Dimensions



Battery Model	GB12-160			
Designed Floating Life	8 Years			
Capacity(25°C)	20HR(8.3A,1.75V)	10HR(16A,1.75V)	5HR(27.5A,1.75V)	1HR(104A,1.75V)
	166AH	160AH	137.5AH	104AH
Dimensions	Length	Width	Height	Total Height
	530mm(20.87inch)	209mm(8.23inch)	214mm(8.43inch)	231mm(9.09inch)
Approx. Weight	50Kg (110.25 lbs)			
Internal Resistance	Full charged at 25°C: 0.0038 Ohm			
Self Discharge	3% of capacity declined per month at (25°C)			
Capacity Affected by Temp.(20HR)	40°C	25°C	0°C	-15°C
	102%	100%	85%	65%
Charge Voltage(25°C)	Cycle use		Float use	
	14.4-15V(-30mV/ °C), max. Current: 40A		13.6-13.8V(-20mV/ °C)	



Constant current discharge ratings-amperes at 25°C

F. V/Time	5MIN	10MIN	15MIN	30MIN	1HR	3HR	5HR	10HR	20HR
1.60V	560	384	280	168	106	43.7	30.5	17.0	8.43
1.67V	504	350	272	163	105	43.5	30.3	16.7	8.40
1.70V	478	338	262	160	105	43.5	30.3	16.6	8.40
1.75V	426	312	248	157	104	43.2	30.0	16.3	8.36
1.80V	384	290	237	152	103	43.0	29.8	16.0	8.07
1.85V	291	238	205	140	102	42.9	29.5	15.7	7.58

Constant power discharge ratings-watts at 25°C

F. V/Time	5MIN	10MIN	15MIN	30MIN	1HR	3HR	5HR	10HR	20HR
1.60V	923	637	496	317	208	83.8	58.4	33.9	16.9
1.67V	875	629	491	310	201	83.8	58.4	33.4	16.8
1.70V	818	613	483	302	196	83.8	58.4	33.2	16.8
1.75V	762	573	454	294	194	82.6	57.8	32.6	16.7
1.80V	683	533	427	286	191	81.4	56.8	32.0	16.1
1.85V	547	442	373	262	189	81.1	56.0	31.5	15.2

