

General Series SLA Battery

General Series

General Series Valve Regulated Lead Acid batteries are designed with AGM (Absorbent Glass Mat) technology, high performance plates and electrolyte to gain extra power output for common power backup system applications widely used in the field of UPS, Emergency Lighting System.

Application

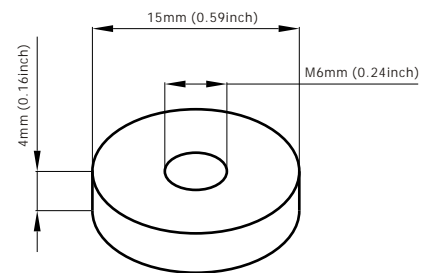
- Alarm System
- Cable Television
- Communication Equipment
- Control Equipment
- Security System
- Medical Equipment
- UPS
- Power tools
- Emergency Power System
- Toys

General Features

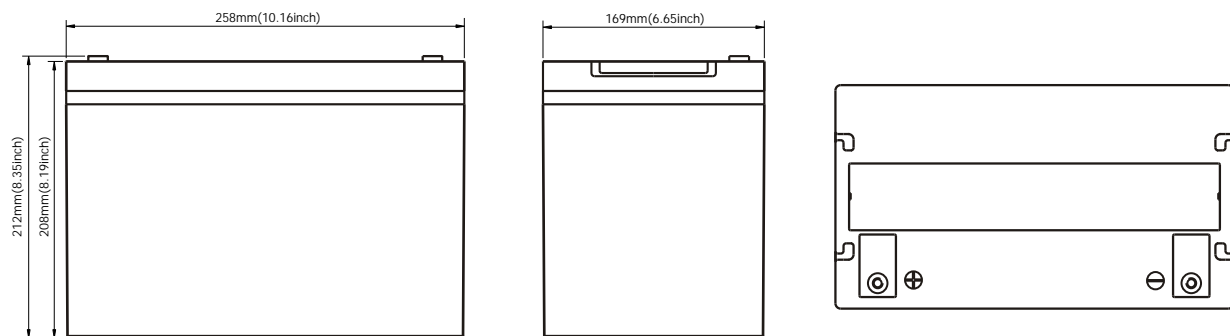
- Sealed and maintenance free operation.
- Non-Spillable construction design.
- ABS containers and covers(UL94HB, UL94V-0) optional.
- Safety valve installation for explosion proof.
- High quality and high reliability.
- Exceptional deep discharge recovery performance.
- Low self discharge characteristic.
- Flexibility design for multiple install positions.

Construction

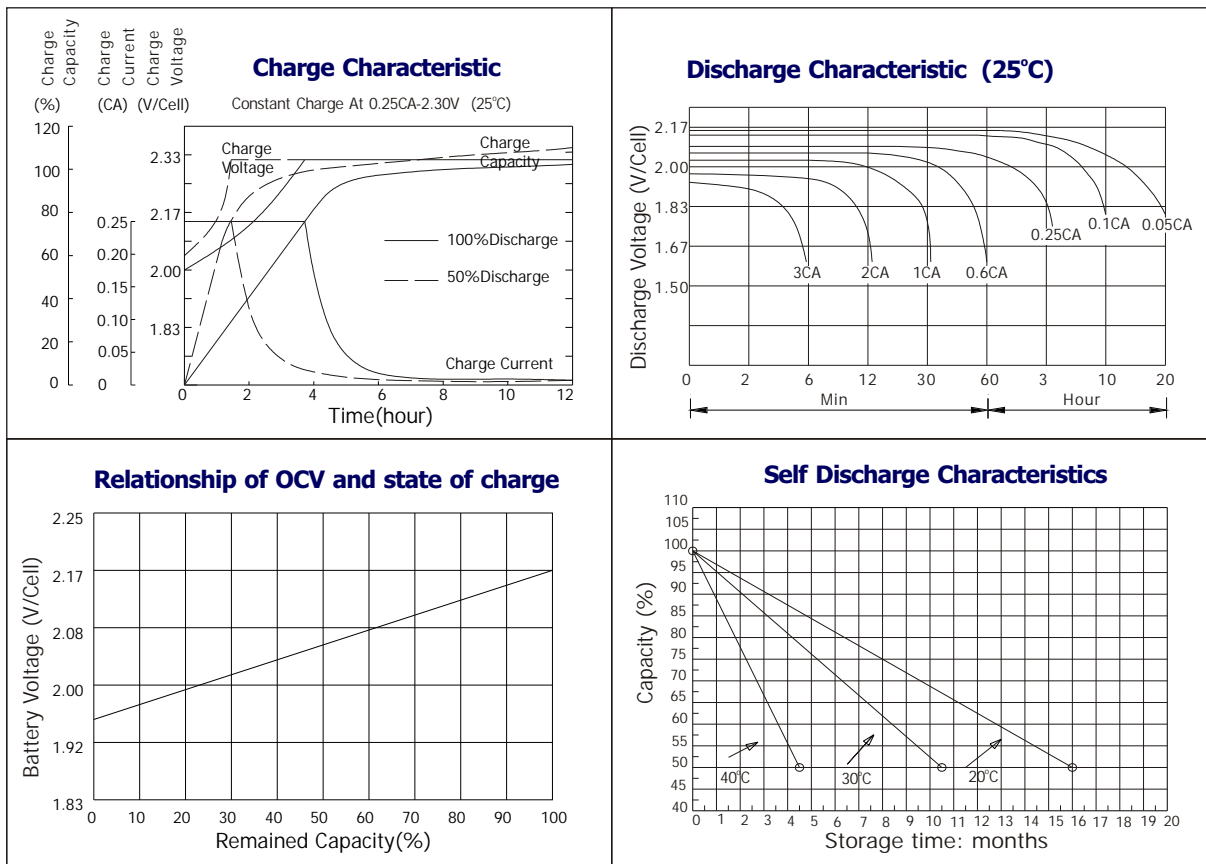
- ComponentRaw material
- PositiveLead dioxide
- NegativeLead
- ContainerABS
- CoverABS
- SealantEpoxy Resin
- Safety valveEPDR
- TerminalCopper
- SeparatorFiber glass
- ElectrolyteSulfuric acid



Terminal Dimensions



Battery Model	GB12-80			
Designed Floating Life	8 Years			
Capacity(25°C)	20HR(4.1A,1.75V)	10HR(8.0A,1.75V)	5HR(13.6A,1.75V)	1HR(52A,1.75V)
	82AH	80AH	68AH	52AH
Dimensions	Length	Width	Height	Total Height
	258mm(10.16inch)	169mm(6.65inch)	208mm(8.20inch)	212mm(8.35inch)
Approx. Weight	26Kg (57.33 lbs)			
Internal Resistance	Full charged at 25°C: 0.0058 Ohm			
Self Discharge	3% of capacity declined per month at (25°C)			
Capacity Affected by Temp.(20HR)	40°C	25°C	0°C	-15°C
	102%	100%	85%	65%
Charge Voltage(25°C)	Cycle use		Float use	
	14.4-15V(-30mV/°C), max. Current: 20A		13.6-13.8V(-20mV/°C)	



Constant current discharge ratings-amperes at 25°C

F.V/Time	5MIN	10MIN	15MIN	30MIN	1HR	3HR	5HR	10HR	20HR
1.60V	280	192	140	84.0	53.0	21.8	15.3	8.50	4.22
1.67V	252	175	136	82.0	52.8	21.8	15.1	8.30	4.21
1.70V	239	169	132	80.0	52.6	21.8	15.1	8.30	4.21
1.75V	213	156	124	78.4	52.0	21.6	15.0	8.20	4.16
1.80V	192	145	119	76.0	51.3	21.5	14.9	8.00	4.03
1.85V	146	119	102	70.0	51.0	21.4	14.8	7.84	3.93

Constant power discharge ratings-watts at 25°C

F.V/Time	5MIN	10MIN	15MIN	30MIN	1HR	3HR	5HR	10HR	20HR
1.60V	462	318	248	159	104.0	41.9	29.2	17.0	8.40
1.67V	438	315	246	156	101.0	41.9	29.2	16.7	8.40
1.70V	409	307	242	151	98.0	41.9	29.2	16.7	8.40
1.75V	380	286	227	147	97.0	41.3	28.9	16.3	8.40
1.80V	198	266	214	144	95.1	40.7	28.4	16.0	8.08
1.85V	274	221	187	131	94.4	40.6	28.0	15.8	7.89

