

**HR Series**

HR(High-Rate) Series of valve regulated lead acid (VRLA) batteries have been developed with high efficiency active materials to stimulate inside the battery with higher power output when the battery is discharged to a extent level of discharging. Along with high-density structure design for relatively smaller Inner resistance which will significantly improve the performance for high rate discharging when high power output service is needed.

**Application**

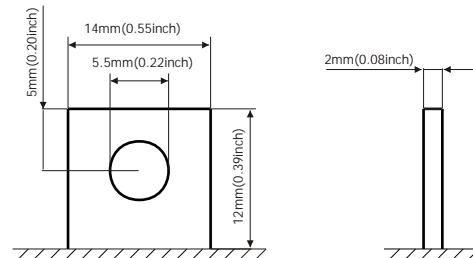
- Alarm System
- Cable Television
- Communication Equipment
- Control Equipment
- Security System
- Medical Equipment
- Toys
- UPS
- Emergency Power System

**General Features**

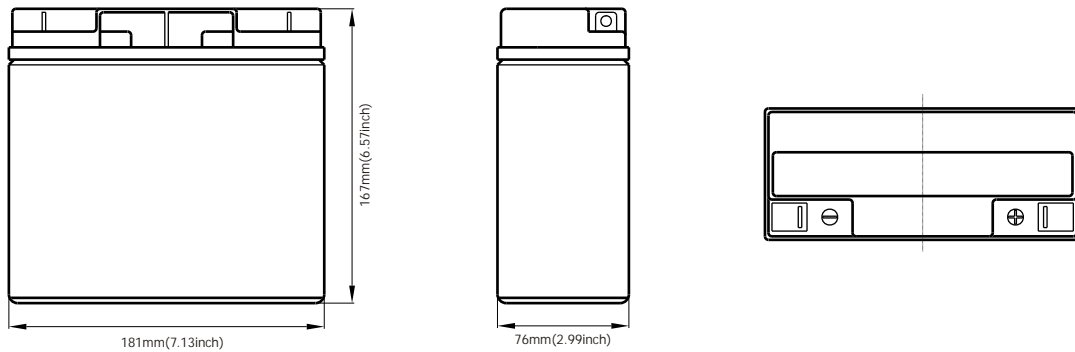
- Sealed and maintenance free operation.
- Non-Spillable construction design.
- ABS containers and covers(UL94HB, UL94V-0) optional.
- Safety valve installation for explosion proof.
- High quality and high reliability.
- Exceptional deep discharge recovery performance.
- Low self discharge characteristic.
- Flexibility design for multiple install positions.

**Construction**

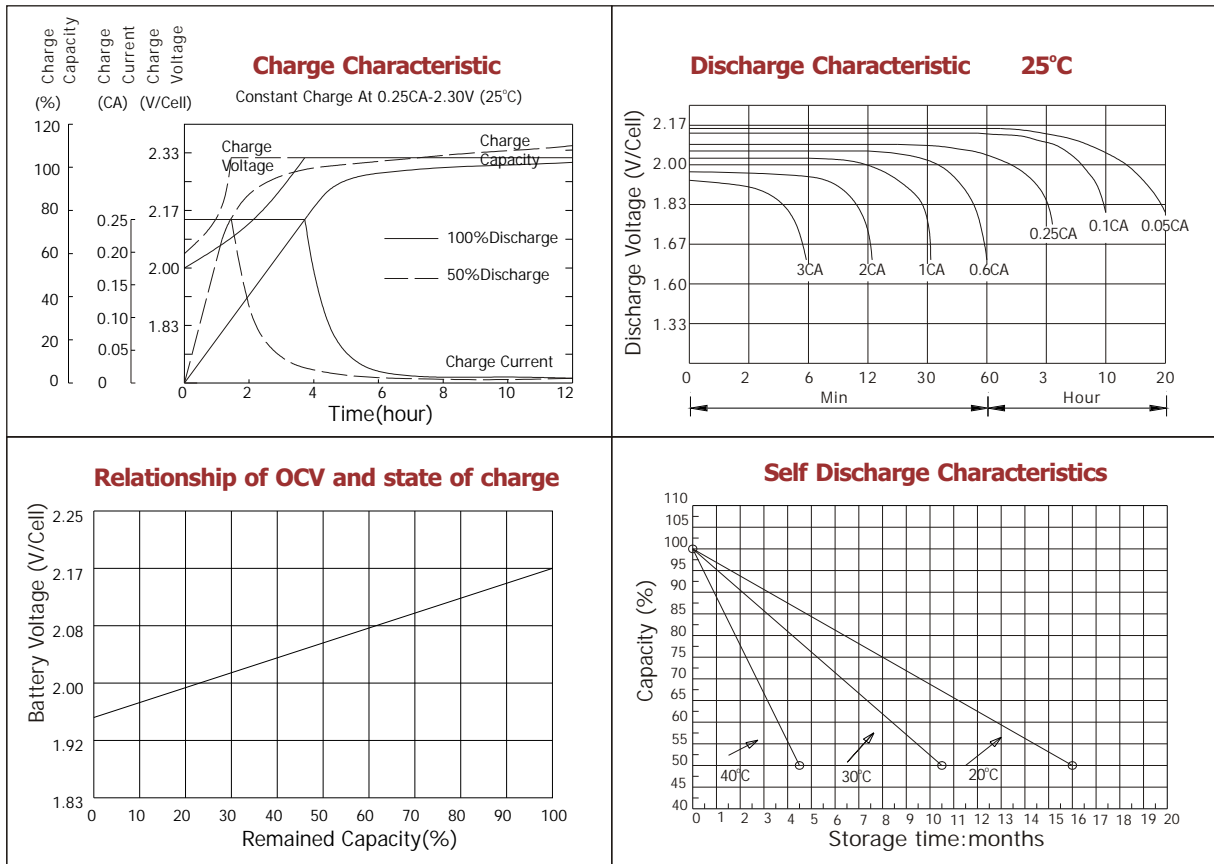
- Component .....Raw material
- Positive .....Lead dioxide
- Negative .....Lead
- Container .....ABS
- Cover .....ABS
- Sealant .....Epoxy Resin
- Safety valve ....EPDR
- Terminal .....Copper
- Separator .....Fibre glass
- Electrolyte .....Sulfuric acid



**Terminal Dimensions**



Battery Model	HR12-75W (75W to 1.67V, 15min)			
Designed Floating Life	8 Years			
Capacity(25°C)	20HR(1.1A,1.75V)	10HR(2.1A,1.75V)	5HR(3.74A,1.75V)	1HR(14.3A,1.75V)
	22AH	21AH	18.7AH	14.3AH
Dimensions	Length	Width	Height	Total Height
	181mm(7.13inch)	76mm(2.99inch)	167mm(6.57inch)	167mm(6.57inch)
Approx. Weight	6.3Kg (13.89 lbs)			
Internal Resistance	Full charged at 25°C: 0.014 Ohm			
Self Discharge	3% of capacity declined per month at (25°C)			
Capacity Affected by Temp.(20HR)	40°C	25°C	0°C	-15°C
	102%	100%	85%	65%
Charge Voltage(25°C)	Cycle use		Float use	
	14.4-15V(-30mV/ °C), max. Current: 6A		13.6-13.8V(-20mV/ °C)	



**Constant current discharge ratings-amperes at 25°C**

F. V/Time	5MIN	10MIN	15MIN	30MIN	1HR	3HR	5HR	10HR	20HR
1.60V	98.1	61.0	46.0	28.1	15.6	6.86	4.19	2.28	1.23
1.67V	92.1	57.9	44.3	26.9	15.4	6.60	4.11	2.26	1.19
1.70V	84.4	55.8	43.2	24.4	15.0	6.16	4.02	2.25	1.17
1.75V	82.7	54.1	41.8	23.2	14.3	5.95	3.93	2.25	1.14
1.80V	74.0	51.6	38.0	21.5	13.3	5.72	3.70	2.20	1.11
1.85V	65.3	49.2	34.2	19.8	12.4	5.51	3.46	2.17	1.08

**Constant power discharge ratings-watts at 25°C**

F. V/Time	5MIN	10MIN	15MIN	30MIN	1HR	3HR	5HR	10HR	20HR
1.60V	172.1	110.2	84.0	50.6	28.2	12.2	7.09	4.69	2.46
1.67V	166.1	107.4	83.0	49.5	28.0	11.8	7.06	4.66	2.38
1.70V	156.3	106.4	82.3	46.4	27.5	11.3	6.97	4.63	2.35
1.75V	157.4	106.0	81.6	45.0	27.0	11.0	6.91	4.58	2.29
1.80V	144.0	104.5	75.7	42.9	25.5	10.7	6.69	4.52	2.23
1.85V	130.6	99.1	68.6	40.2	24.0	10.4	6.48	4.46	2.14

