

LSE Series SLA Battery

**LSE Series**

The bosfa LSE range of VRLA batteries offers outstanding performance including a 15+ year design life and a cycle life in excess of 1200 cycles to 80% DOD. Built to the highest standards and compliant with the latest IEC 60896-21/22 standard this range also offers 100% capacity out-of-the-box and is capable of handling deep discharges for complete peace of mind. The use of flexible connectors and the ability to be installed both horizontally and vertically allows for multiple installation possibilities. This robust design uses the latest AGM technology to create a range that is suitable for many applications including both fixed and mobile telecoms, UPS, utilities and solar.

**Application**

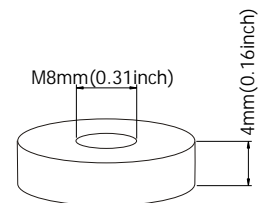
- Cable Television
- Communication Equipment
- Security System
- UPS
- Control Equipment
- Medical Equipment
- Emergency Power System
- Power Plant

**General Features**

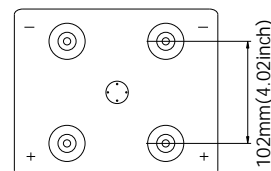
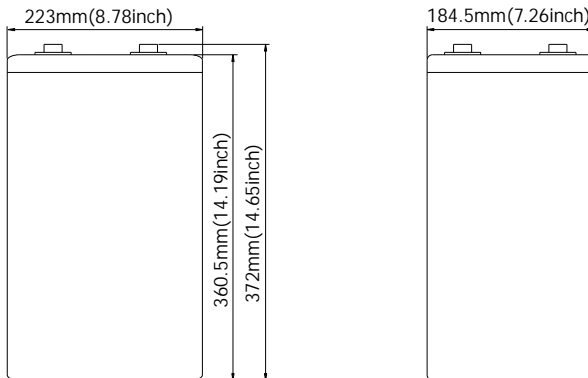
- Extra long life service design.
- Non-Spillable construction design.
- ABS containers and covers(UL94HB, UL94V-0) optional.
- Safety valve installation for explosion proof.
- Higher safety & reliable construction.
- Exceptional deep discharge recovery performance.
- Low self discharge characteristic.
- Flexibility design for multiple install positions.

**Construction**

- Component .....Raw material
- Positive .....Lead dioxide
- Negative .....Lead
- Container .....ABS
- Cover .....ABS
- Sealant .....Epoxy Resin
- Safety valve .....EPDR
- Terminal .....Copper
- Separator .....Fiber glass
- Electrolyte .....Sulfuric acid

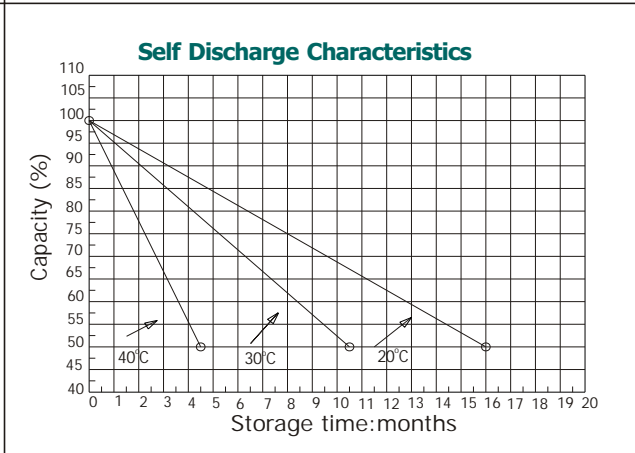
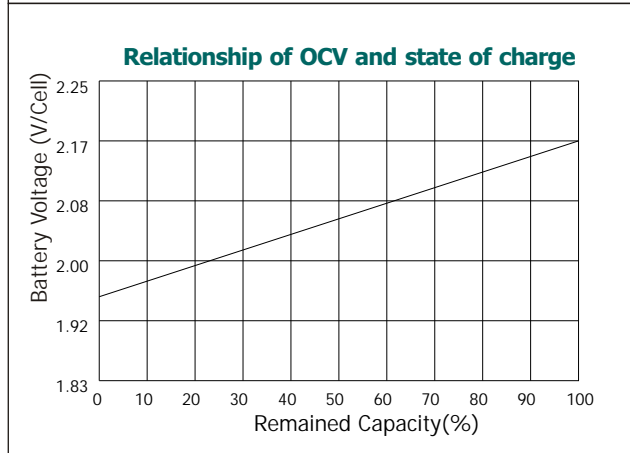
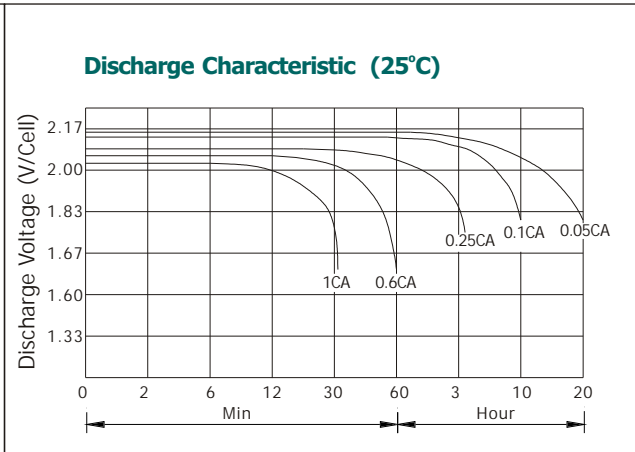
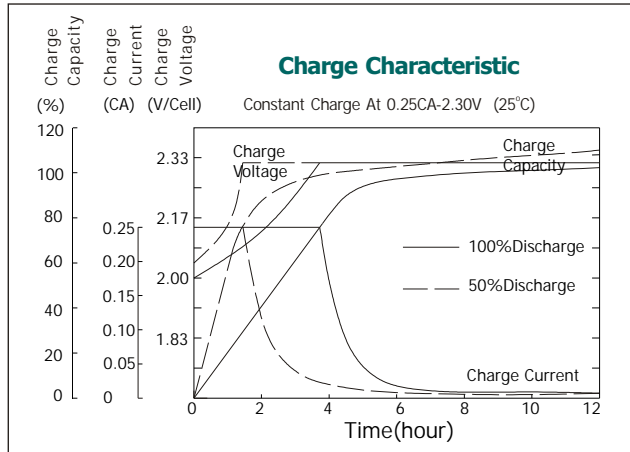


**Terminal Dimensions**



Battery Model	LSE2-600			
Designed Floating Life	15 Years			
Capacity(25°C)	20HR(31A,1.75V)	10HR(60A,1.75V)	5HR(108A,1.75V)	1HR(388.2A,1.75V)
	619.8AH	600AH	540AH	388.2AH
Dimensions	Length	Width	Height	Total Height
	223mm(8.78inch)	184.5mm(7.26inch)	360.5mm(14.19inch)	372mm(14.65inch)
Approx. Weight	37Kg (81.5 lbs)			
Internal Resistance	Full charged at 25°C :0.28 mΩ			
Self Discharge	3% of capacity declined per month at (25°C)			
Capacity Affected by Temp.(20HR)	40°C	25°C	0°C	-15°C
	102%	100%	85%	65%
Charge Voltage(25°C)	Cycle use		Float use	
	2.3V-2.35V(-5mV/ °C), max. Current: 150A		2.25-2.27V(-3.3mV/ °C)	

LSE Series SLA Battery



**Constant current discharge ratings -amperes at 25°C**

End Voltage \ Time	5min	15min	30min	60min	2hour	3hour	5hour	6hour	8hour	10hour	24hour
<b>1.60V</b>	999.9	837.4	620.1	392.0	231.1	169.5	115.0	99.2	79.1	65.7	29.6
<b>1.65V</b>	923.8	780.7	594.0	371.8	225.7	165.4	112.1	97.9	78.1	65.0	29.5
<b>1.70V</b>	863.5	732.1	546.5	355.2	217.4	160.6	111.2	96.6	76.6	64.0	29.3
<b>1.75V</b>	822.8	693.0	507.9	338.6	209.8	155.6	108.1	95.0	75.7	63.1	29.0
<b>1.80V</b>	791.5	653.4	475.2	317.2	200.8	150.9	105.6	92.7	74.3	61.7	28.5
<b>1.83V</b>	736.2	613.5	452.4	297.0	191.7	146.0	103.1	91.0	72.9	60.4	27.9
<b>1.85V</b>	700.8	579.4	423.7	286.3	181.2	143.2	102.0	89.7	72.1	60.0	27.6
<b>1.88V</b>	651.5	528.3	398.0	274.2	177.2	140.2	101.0	88.4	71.3	59.5	27.3
<b>1.90V</b>	602.6	489.9	363.5	254.2	169.9	134.2	98.2	86.4	69.4	58.0	27.0
<b>1.94V</b>	542.0	436.4	321.8	225.7	153.5	123.4	91.0	80.2	64.9	54.6	26.1

**Constant power discharge ratings-watts at 25°C**

End Voltage \ Time	5min	15min	30min	60min	2hour	3hour	5hour	6hour	8hour	10hour	24hour
<b>1.60V</b>	1699.8	1423.6	1133.6	807.8	521.2	386.1	255.0	217.8	170.2	139.0	62.7
<b>1.65V</b>	1616.7	1366.2	1072.2	746.5	478.2	362.3	246.1	210.9	163.9	135.7	61.5
<b>1.70V</b>	1554.3	1317.7	1045.4	710.8	464.3	349.5	240.6	206.7	160.4	131.7	60.3
<b>1.75V</b>	1505.8	1268.2	1009.8	683.1	447.9	336.6	234.6	202.0	154.4	129.7	59.7
<b>1.80V</b>	1464.2	1208.8	974.2	667.3	439.6	324.7	228.1	196.0	150.5	127.7	58.8
<b>1.83V</b>	1384.0	1153.4	918.7	643.5	421.7	316.8	223.3	190.1	147.5	125.2	57.9
<b>1.85V</b>	1331.6	1100.9	866.3	606.9	403.9	307.5	217.4	185.6	145.5	122.8	56.4
<b>1.88V</b>	1257.3	1019.7	805.5	570.2	375.4	297.0	210.3	179.0	141.6	119.8	54.9
<b>1.90V</b>	1175.1	955.4	730.6	522.7	350.5	285.1	203.1	173.4	136.1	113.9	52.9
<b>1.94V</b>	1062.3	855.4	654.6	463.3	323.8	264.9	192.5	166.3	130.7	108.9	52.3

COPYRIGHT BOSFA INDUSTRIAL BATTERY CO.,LTD.