

Duration Series SLA Battery

DB Series

DB (Duration) Series batteries utilizes thick grids of modern technology are adopted so as to guarantee the design life up to 12 years. Advanced micro porous absorbed glass matt separator - minimizes diffusion of oxygen into the separator, reducing float charge current which suppressed the corrosion rate of the positive grid and extends the life of the battery.

Application

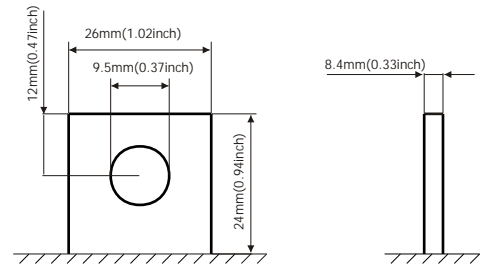
- Cable Television
- Communication Equipment
- Security System
- UPS
- Control Equipment
- Medical Equipment
- Emergency Power System
- Power Plant

General Features

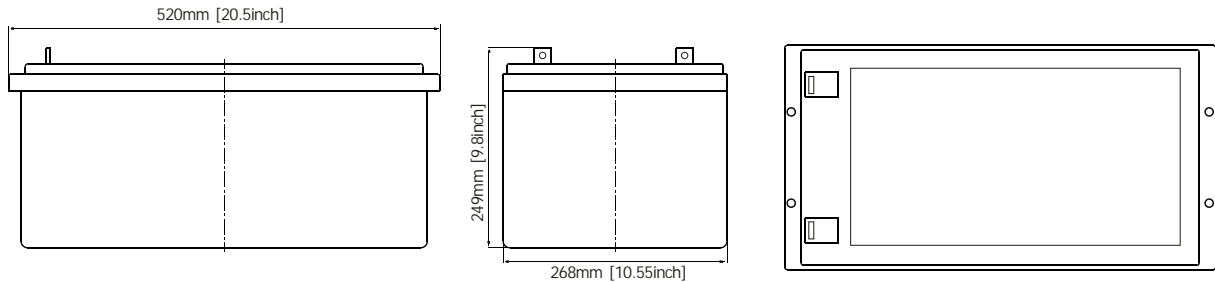
- Sealed and maintenance free operation.
- Non-Spillable construction design.
- ABS containers and covers(UL94HB, UL94V-0) optional.
- Safety valve installation for explosion proof.
- High quality and high reliability.
- Exceptional deep discharge recovery performance.
- Low self discharge characteristic.
- Flexibility design for multiple install positions.

Construction

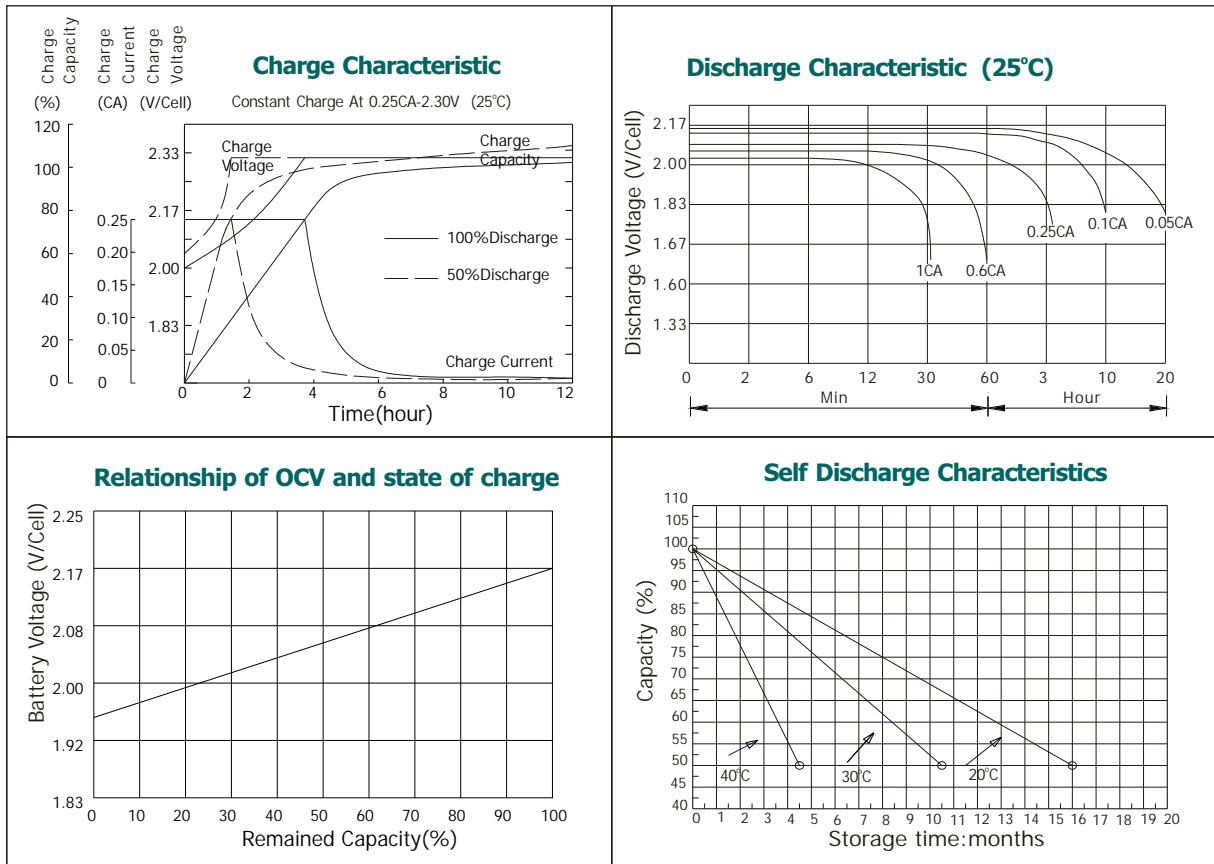
- ComponentRaw material
- PositiveLead dioxide
- NegativeLead
- ContainerABS
- CoverABS
- SealantEpoxy Resin
- Safety valveEPDR
- TerminalPb Alloy
- SeparatorFiber glass
- ElectrolyteSulfuric acid



Terminal Dimensions



Battery Model	DB12-250			
Designed Floating Life	12 Years			
Capacity(25°C)	20HR(12.9A,1.75V)	10HR(25A,1.75V)	5HR(42.4A,1.75V)	1HR(160A,1.75V)
	258AH	250AH	212AH	160AH
Dimensions	Length	Width	Height	Total Height
	520mm [20.47inch]	268mm [10.55inch]	220mm [8.67inch]	249mm [9.81inch]
Approx. Weight	74Kg (163.17 lbs)			
Internal Resistance	Full charged at 25°C: 0.0037 Ohm			
Self Discharge	3% of capacity declined per month at (25°C)			
Capacity Affected by Temp.(20HR)	40°C	25°C	0°C	-15°C
	102%	100%	85%	65%
Charge Voltage(25°C)	Cycle use		Float use	
	14.4-15V(-30mV/ °C), max. Current: 50A		13.6-13.8V(-20mV/ °C)	



Constant current discharge ratings-amperes at 25°C

F. V/Time	5MIN	10MIN	15MIN	30MIN	1HR	3HR	5HR	10HR	20HR
1.60V	910	624	455	273	172	71.0	49.6	27.6	13.7
1.67V	819	569	442	265	171	70.7	49.2	27.2	13.7
1.70V	777	549	426	260	171	70.7	49.2	26.9	13.7
1.75V	692	507	403	255	169	70.2	48.8	26.5	13.6
1.80V	624	471	385	247	167	69.9	48.4	26.0	13.1
1.85V	473	387	333	227	165	69.7	48.0	25.6	12.3

Constant power discharge ratings-watts at 25°C

F. V/Time	5MIN	10MIN	15MIN	30MIN	1HR	3HR	5HR	10HR	20HR
1.60V	1500	1035	806	515	338	136	94.9	55.1	27.4
1.67V	1422	1022	798	504	327	136	94.9	54.3	27.3
1.70V	1329	996	785	491	318	136	94.9	53.9	27.3
1.75V	1238	931	738	478	315	134	93.9	53.0	27.2
1.80V	1110	866	694	465	310	132	92.3	52.0	26.2
1.85V	889	718	606	426	307	132	91.0	51.1	24.6

