

Duration Series SLA Battery

DB Series

DB (Duration) Series batteries utilizes thick grids of modern technology are adopted so as to guarantee the design life up to 12 years. Advanced micro porous absorbed glass matt separator - minimizes diffusion of oxygen into the separator, reducing float charge current which suppressed the corrosion rate of the positive grid and extends the life of the battery.

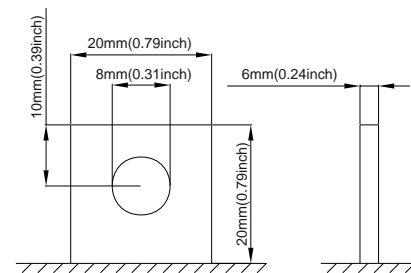
Application

- Cable Television
- Communication Equipment
- Security System
- UPS
- Control Equipment
- Medical Equipment
- Emergency Power System
- Power Plant



General Features

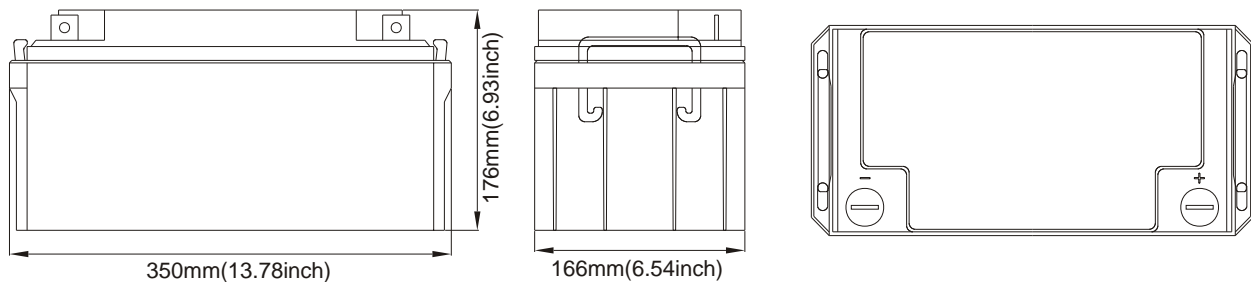
- Sealed and maintenance free operation.
- Non-Spillable construction design.
- ABS containers and covers(UL94HB, UL94V-0) optional.
- Safety valve installation for explosion proof.
- High quality and high reliability.
- Exceptional deep discharge recovery performance.
- Low self discharge characteristic.
- Flexibility design for multiple install positions.



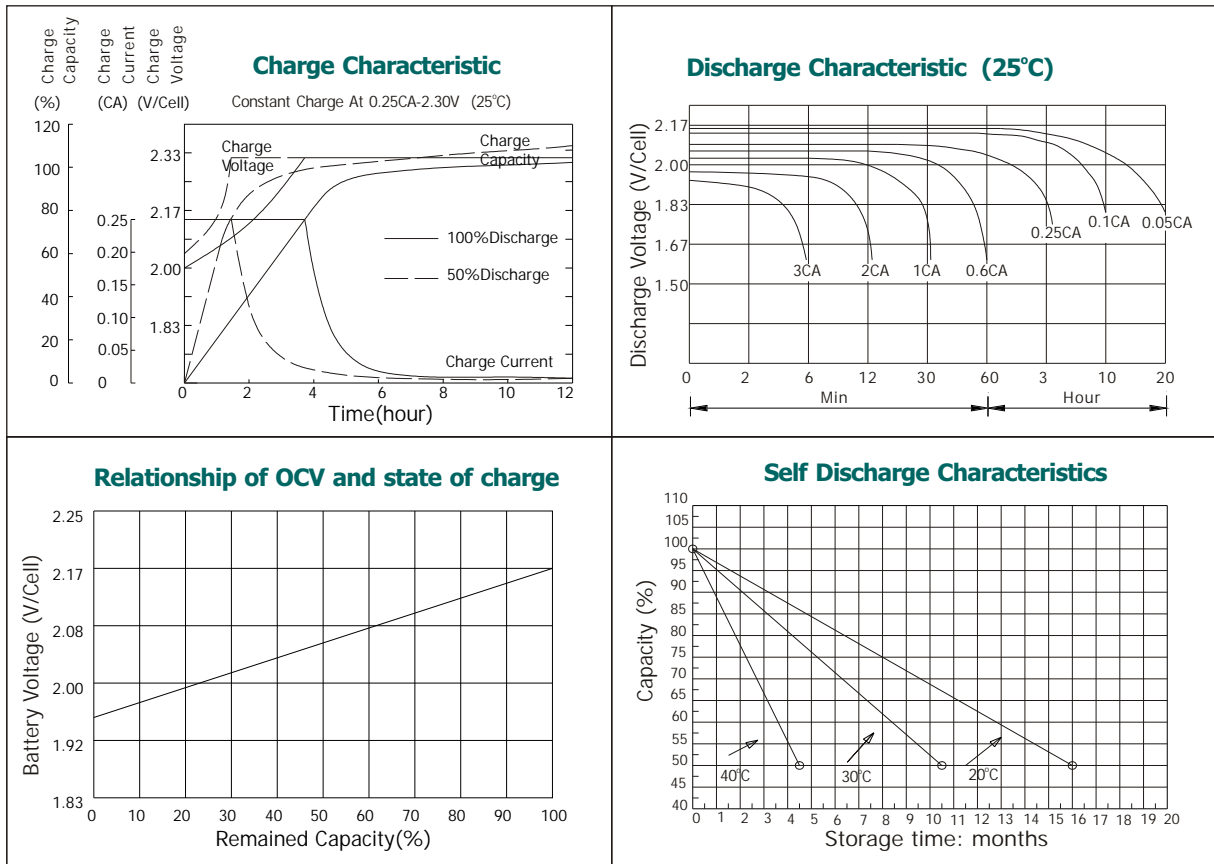
Terminal Dimensions

Construction

- ComponentRaw material
- PositiveLead dioxide
- NegativeLead
- ContainerABS
- CoverABS
- SealantEpoxy Resin
- Safety valveEPDR
- TerminalPb Alloy
- SeparatorFiber glass
- ElectrolyteSulfuric acid



Battery Model	DB12-65			
Designed Floating Life	12 Years			
Capacity(25°C)	20HR(3.3A,1.75V)	10HR(6.5A,1.75V)	5HR(11A,1.75V)	1HR(40A,1.75V)
	66AH	65AH	55AH	40AH
Dimensions	Length	Width	Height	Total Height
	350mm(13.78inch)	166mm(6.54inch)	176mm(6.93inch)	176mm(6.93inch)
Approx. Weight	21.6Kg (47.63 lbs)			
Internal Resistance	Full charged at 25°C: 0.006 Ohm			
Self Discharge	3% of capacity declined per month at (25°C)			
Capacity Affected by Temp.(20HR)	40°C	25°C	0°C	-15°C
	102%	100%	85%	65%
Charge Voltage(25°C)	Cycle use		Float use	
	14.4-15V(-30mV/ °C), max. Current: 16A		13.6-13.8V(-20mV/ °C)	



Constant current discharge ratings-amperes at 25°C

F.V/Time	5MIN	10MIN	15MIN	30MIN	1HR	3HR	5HR	10HR	20HR
1.60V	228	156	114	68.3	42.9	17.7	12.4	6.89	3.43
1.67V	205	142	111	66.3	42.8	17.7	12.3	6.79	3.41
1.70V	194	137	107	65.0	42.7	17.7	12.3	6.74	3.41
1.75V	173	127	101	63.7	42.3	17.6	12.2	6.62	3.40
1.80V	156	118	96.2	61.8	41.7	17.5	12.1	6.51	3.28
1.85V	118	96.9	83.2	56.8	41.3	17.4	12.0	6.39	3.08

Constant power discharge ratings-watts at 25°C

F.V/Time	5MIN	10MIN	15MIN	30MIN	1HR	3HR	5HR	10HR	20HR
1.60V	375	259	202	129	84.5	34.1	23.7	13.8	6.85
1.67V	356	255	200	126	81.7	34.1	23.7	13.6	6.83
1.70V	332	249	196	123	79.6	34.1	23.7	13.5	6.83
1.75V	309	233	185	120	78.8	33.5	23.5	13.2	6.80
1.80V	278	216	174	116	77.5	33.1	23.1	13.0	6.56
1.85V	222	179	151	107	76.8	33.0	22.8	12.8	6.16

