

Duration Series SLA Battery

DB Series

DB (Duration) Series batteries utilizes thick grids of modern technology are adopted so as to guarantee the design life up to 12 years. Advanced micro porous absorbed glass matt separator - minimizes diffusion of oxygen into the separator, reducing float charge current which suppressed the corrosion rate of the positive grid and extends the life of the battery.

Application

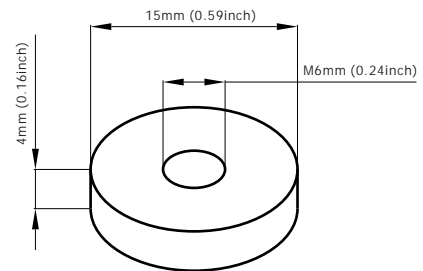
- Cable Television
- Communication Equipment
- Security System
- UPS
- Control Equipment
- Medical Equipment
- Emergency Power System
- Power Plant

General Features



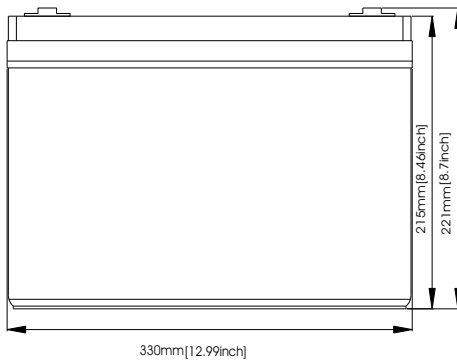
- Sealed and maintenance free operation.
- Non-Spillable construction design.
- ABS containers and covers(UL94HB, UL94V-0) optional.
- Safety valve installation for explosion proof.
- High quality and high reliability.
- Exceptional deep discharge recovery performance.
- Low self discharge characteristic.
- Flexibility design for multiple install positions.

Construction

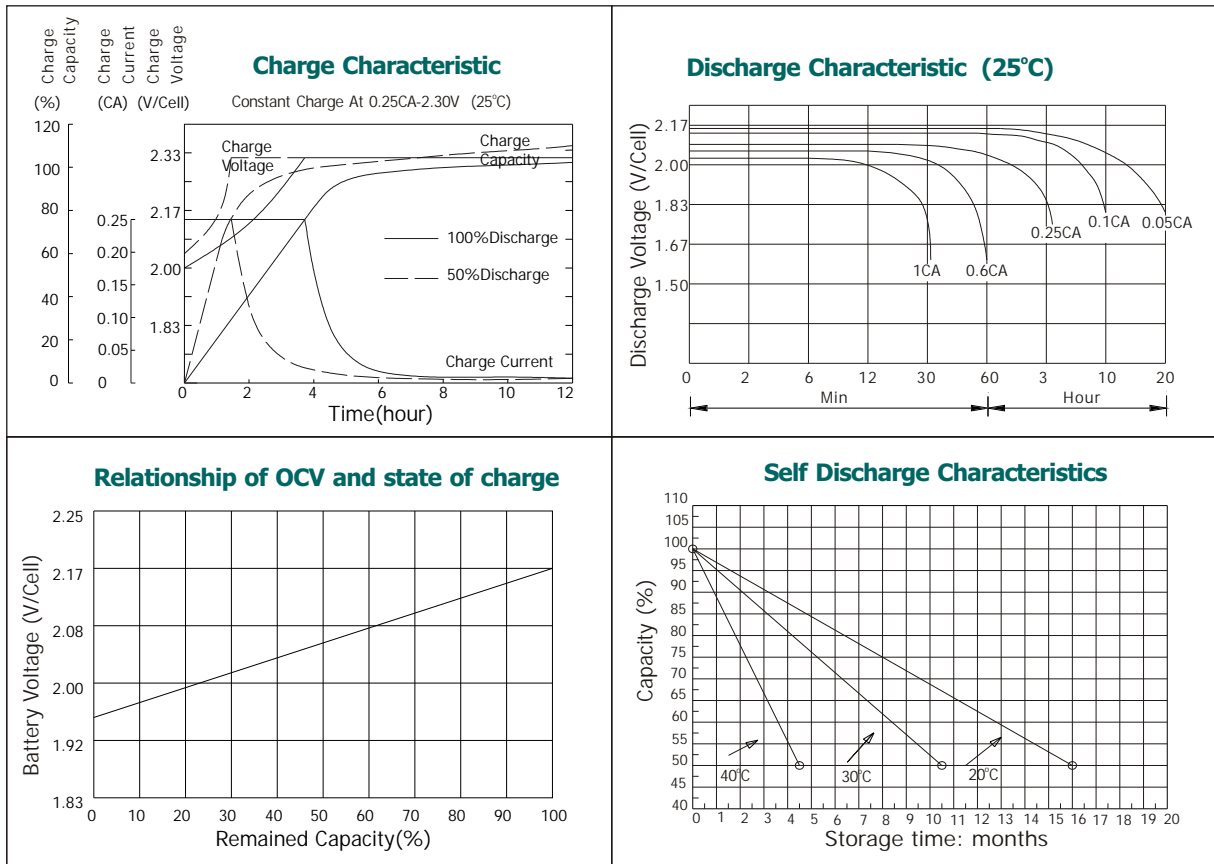
- ComponentRaw material
- PositiveLead dioxide
- NegativeLead
- ContainerABS
- CoverABS
- SealantEpoxy Resin
- Safety valveEPDR
- TerminalPb Alloy
- SeparatorFiber glass
- ElectrolyteSulfuric acid



Terminal Dimensions



Battery Model	DB12-100			
Designed Floating Life	12 Years			
Capacity(25°C)	20HR(5.05A,1.75V)	10HR(10A,1.75V)	5HR(17A,1.75V)	1HR(63A,1.75V)
	101AH	100AH	85AH	63AH
Dimensions	Length	Width	Height	Total Height
	330mm(12.99inch)	172mm(6.77inch)	215mm(8.46inch)	221mm(8.7inch)
Approx. Weight	31.5Kg (69.46 lbs)			
Internal Resistance	Full charged at 25°C: 0.004 Ohm			
Self Discharge	3% of capacity declined per month at (25°C)			
Capacity Affected by Temp.(20HR)	40°C	25°C	0°C	-15°C
	102%	100%	85%	65%
Charge Voltage(25°C)	Cycle use		Float use	
	14.4-15V(-30mV/ °C), max. Current: 25A		13.6-13.8V(-20mV/ °C)	



Constant current discharge ratings-amperes at 25°C

F. V/Time	5MIN	10MIN	15MIN	30MIN	1HR	3HR	5HR	10HR	20HR
1.60V	437	272	205	125	74.6	32.8	20.0	10.9	5.89
1.67V	410	258	197	120	73.6	31.5	19.6	10.8	5.69
1.70V	376	249	193	109	71.4	29.4	19.2	10.8	5.60
1.75V	369	241	187	103	68.0	28.4	18.8	10.7	5.45
1.80V	330	230	169	95.8	63.7	27.3	17.6	10.5	5.30
1.85V	291	219	152	88.1	59.4	26.3	16.5	10.4	5.16

Constant power discharge ratings-watts at 25°C

F. V/Time	5MIN	10MIN	15MIN	30MIN	1HR	3HR	5HR	10HR	20HR
1.60V	767	491	375	225	135	58.1	33.8	22.4	11.8
1.67V	740	479	370	221	134	56.3	33.7	22.3	11.3
1.70V	697	474	367	207	131	53.8	33.3	22.1	11.2
1.75V	701	473	364	201	129	52.5	33.0	21.8	10.9
1.80V	642	466	337	191	122	51.0	31.9	21.6	10.6
1.85V	582	442	306	179	114	49.4	30.9	21.3	10.2

