

Duration Series SLA Battery

DB Series

DB (Duration) Series batteries utilizes thick grids of modern technology are adopted so as to guarantee the design life up to 12 years. Advanced micro porous absorbed glass matt separator - minimizes diffusion of oxygen into the separator, reducing float charge current which suppressed the corrosion rate of the positive grid and extends the life of the battery.

Application

- Cable Television
- Communication Equipment
- Security System
- UPS
- Control Equipment
- Medical Equipment
- Emergency Power System
- Power Plant

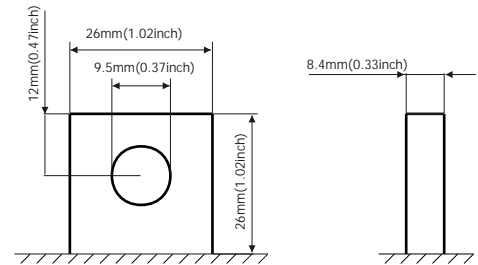


General Features

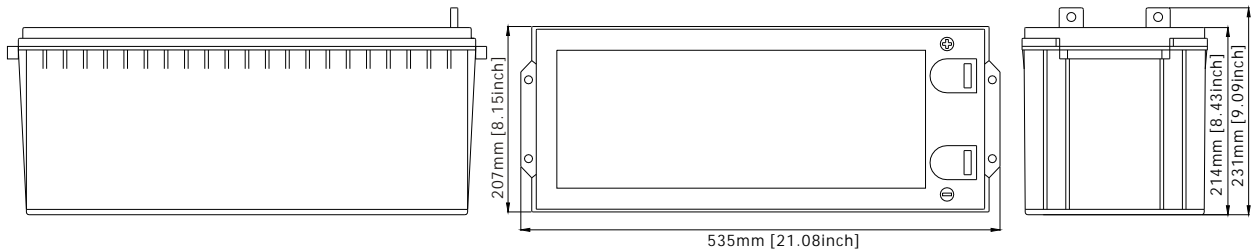
- Sealed and maintenance free operation.
- Non-Spillable construction design.
- ABS containers and covers(UL94HB, UL94V-0) optional.
- Safety valve installation for explosion proof.
- High quality and high reliability.
- Exceptional deep discharge recovery performance.
- Low self discharge characteristic.
- Flexibility design for multiple install positions.

Construction

- ComponentRaw material
- PositiveLead dioxide
- NegativeLead
- ContainerABS
- CoverABS
- SealantEpoxy Resin
- Safety valveEPDR
- TerminalPb Alloy
- SeparatorFiber glass
- ElectrolyteSulfuric acid

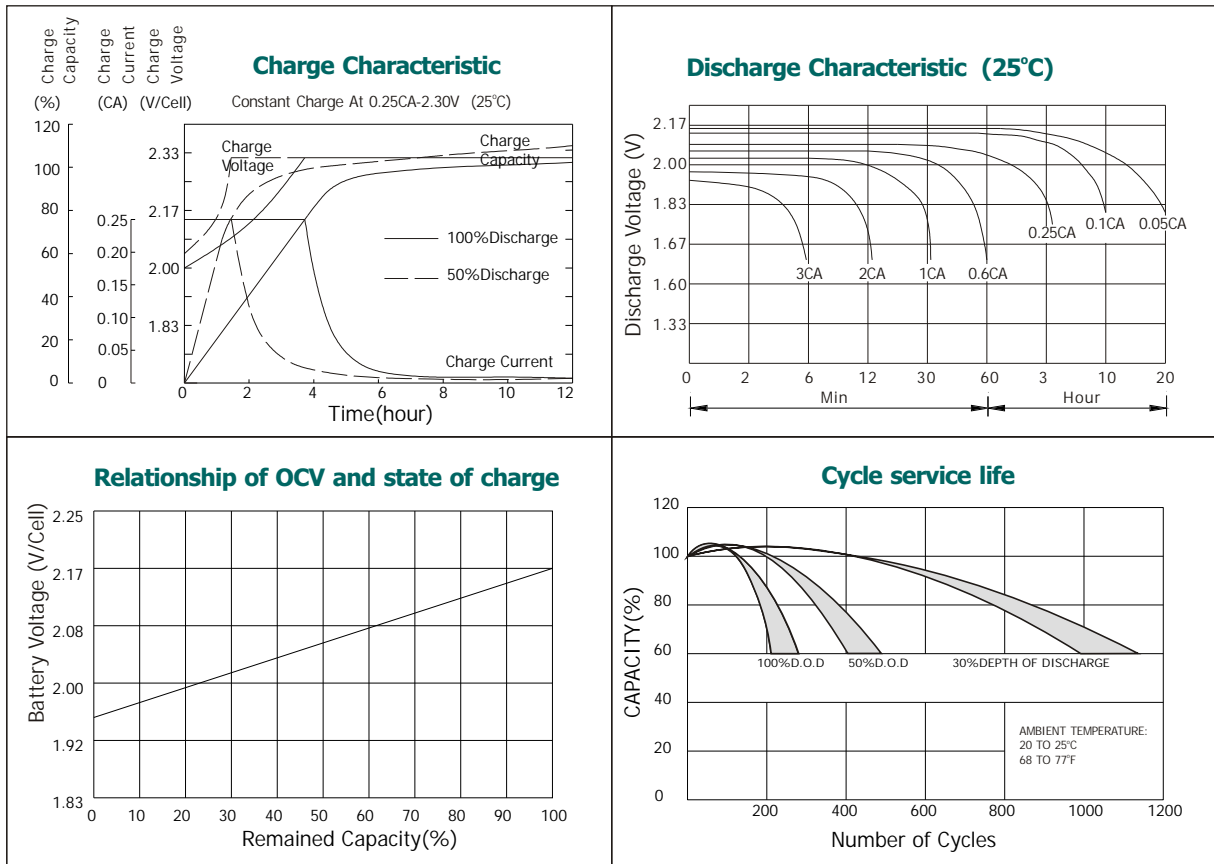


Terminal Dimensions



Battery Model	DB12-160			
Designed Floating Life	12 Years			
Capacity(25°C)	20HR(8.1A,1.75V)	10HR(16A,1.75V)	5HR(27.2A,1.75V)	1HR(104A,1.75V)
	162AH	160AH	136AH	104AH
Dimensions	Length	Width	Height	Total Height
	530mm(20.87inch)	209mm(8.23inch)	214mm(8.43inch)	231mm(9.09inch)
Approx. Weight	50Kg (110.25 lbs)			
Internal Resistance	Full charged at 25°C: 0.004 Ohm			
Self Discharge	3% of capacity declined per month at (25°C)			
Capacity Affected by Temp.(20HR)	40°C	25°C	0°C	-15°C
	102%	100%	85%	65%
Charge Voltage(25°C)	Cycle use		Float use	
	14.4-15V(-30mV/ °C), max. Current: 40A		13.6-13.8V(-20mV/ °C)	

Duration Series SLA Battery



Constant current discharge ratings-amperes at 25°C

F. V/Time	5MIN	10MIN	15MIN	30MIN	1HR	3HR	5HR	10HR	20HR
1.60V	560	384	280	168	105.6	43.7	30.5	17.0	8.43
1.67V	504	350	272	163	105.4	43.5	30.3	16.7	8.40
1.70V	478	338	262	160	105.1	43.5	30.3	16.6	8.40
1.75V	426	312	248	157	104.0	43.2	30.0	16.3	8.36
1.80V	384	290	237	152	102.7	43.0	29.8	16.0	8.07
1.85V	291	238	205	140	101.6	42.9	29.5	15.7	7.58

Constant power discharge ratings-watts at 25°C

F. V/Time	5MIN	10MIN	15MIN	30MIN	1HR	3HR	5HR	10HR	20HR
1.60V	923	637	496	317	208	83.8	58.4	33.9	16.9
1.67V	875	629	491	310	201	83.8	58.4	33.4	16.8
1.70V	818	613	483	302	196	83.8	58.4	33.2	16.8
1.75V	762	573	454	294	194	82.6	57.8	32.6	16.7
1.80V	683	533	427	286	191	81.4	56.8	32.0	16.1
1.85V	547	442	373	262	189	81.1	56.0	31.5	15.2

