


FA SERIES VRLA BATTERY

Using up-to-date AGM structures, bosfa created the innovation FA range of batteries. The range features 12 years design life and front access connections for fast, easy installation and maintenance. This range battery is highly suited to telecom outdoor applications, renewable energy systems and other harsh environment applications.



TECHNICAL SPECIFICATIONS

Nominal Voltage (V)	6 (3 cells per unit)
Designed Floating Life (20°C)	12 Years
Nominal Capacity (20°C)	200 Ah @ 10HR-rate (to 1.80Vpc)
Dimension (mm)	L363mm x W125mm x H250mm
Approx. Weight	26.0 kg (57.0 lbs)
Terminal Type	Female Copper Insert M8 (torque:10~12N.m)
Internal Resistance	Approx. 0.0017 Ohm (fully charged @ 20°C)
Max. Charge Current	50A
Max. Discharge Current (5S)	1200 A
Short Circuit Current	3500 A
Self Discharge	Approx. 3% per month @ 20°C
Ambient Temperature	Discharge: -15~60°C Charge: -15~60°C Storage: -15~45°C
Float Charge Voltage (20~25°C)	13.5-13.7V (-3mV/ cell/ °C)
Equalize and cycle Use Charge Voltage (20~25°C)	14.1-14.4V (-5mV/ cell / °C)
Container Material	ABS (UL94-V0 optional)



ISO9001



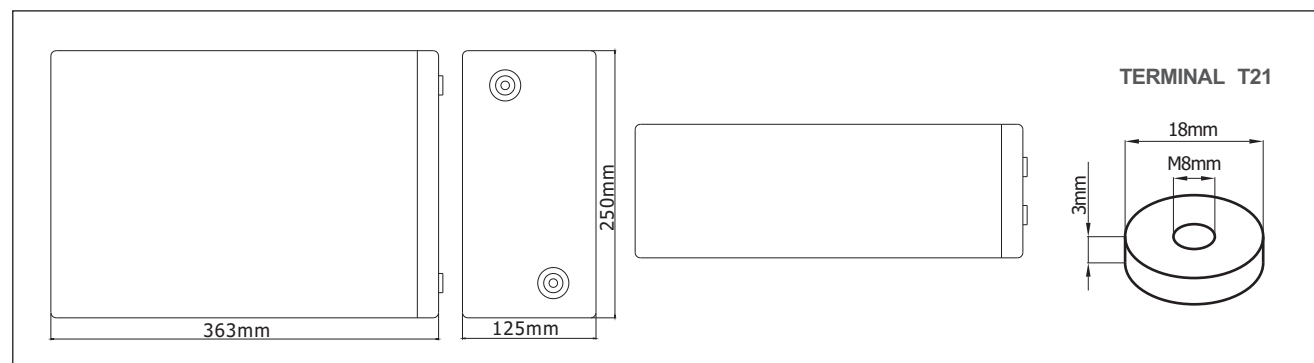
ISO14001



Complied standards

- IEC 60896-21/22
- JIS C8704
- GB/T19639

BATTERY DIMENSIONS

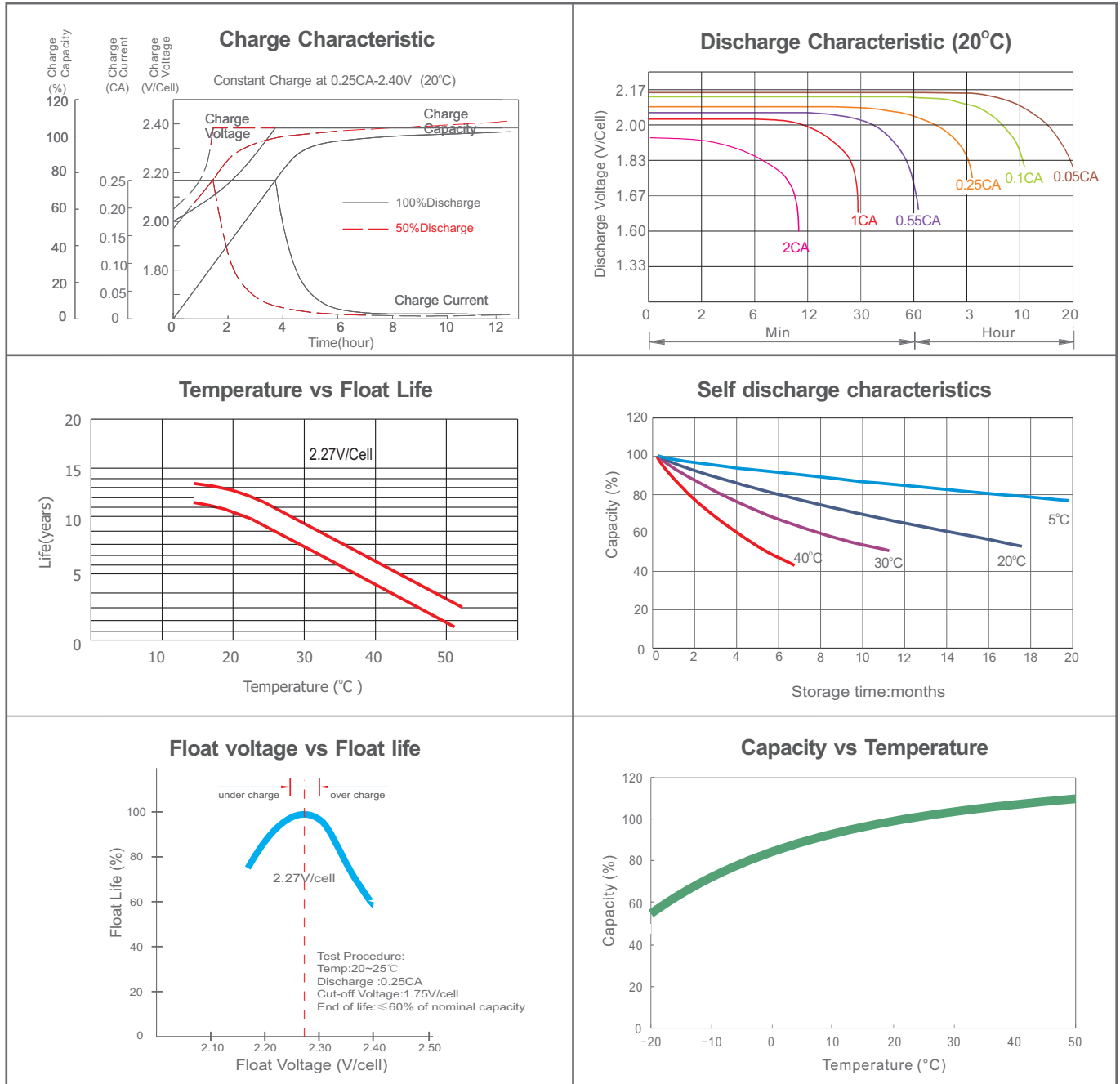


BATTERY DISCHARGE TABLE

Constant Current Discharge Characteristics: Amps (20°C)												
F.V/Time	5m in	10m in	15m in	30m in	1h	2h	3h	4h	5h	8h	10h	20h
1.60V	513	360	309	192	132	75.9	54.9	44.1	36.3	25.6	21.2	11.0
1.67V	458	331	291	186	129	74.6	54.3	43.2	35.9	25.2	20.9	10.9
1.70V	409	301	275	179	127	73.6	53.6	42.8	35.6	25.1	20.7	10.8
1.75V	355	280	255	173	124	72.4	52.8	42.3	35.0	24.5	20.0	10.7
1.80V	314	254	238	165	120	70.2	51.6	41.3	34.6	24.0	20.0	10.6
1.85V	269	229	217	156	117	67.5	49.3	40.0	33.4	23.1	19.3	10.0

Constant Power Discharge Characteristics: W/cell (20°C)												
F.V/Time	5m in	10m in	15m in	30m in	1h	2h	3h	4h	5h	8h	10h	20h
1.60V	903	646	563	355	246	143	104	83.6	69.1	49.1	41.0	21.9
1.67V	816	602	535	345	242	141	103	82.4	67.5	48.7	40.7	21.7
1.70V	738	553	510	335	240	140	103	82.2	68.7	48.5	40.5	21.5
1.75V	649	519	478	326	236	139	102	82.0	68.1	48.1	40.2	21.3
1.80V	582	477	450	314	230	136	100	80.8	67.9	47.5	39.7	21.2
1.85V	506	435	415	300	226	132	96.9	79.0	66.1	46.1	38.6	20.1

CHARACTERISTICS



FINAL VOLTAGE SETTINGS RECOMMENDED ACCORDING TO THE DISCHARGE CURRENT

Discharge Current I (A)	$I \leq 0.08C$	$0.08C \leq I < 0.2C$	$0.2C \leq I < 0.6C$	$0.6C \leq I < 1.0C$	$I \geq 1.0C$
Final of Voltage	$\geq 1.85V_{pc}$	$\geq 1.80V_{pc}$	$\geq 1.75V_{pc}$	$\geq 1.70V_{pc}$	$\geq 1.60V_{pc}$

HEADQUARTERS AND SUBSIDIARIES

BOSFA Company Limited (HQ)