

## Solar Series SLA Battery

## Range Summary

By combining the newly developed nano gel electrolyte with high density paste, bosfa created an innovative range of Solar batteries. The range offers high recharge efficiency at the very low charge current. The acid stratification is highly depressed by adding of gel. This range battery is highly suited to energy storage for renewable energy such as PV and wind turbine power systems applications.

## Application

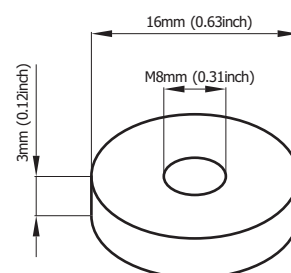
- Photovoltaic system
- Renewable Energy System
- Electric Utility
- Outdoor control Equipment
- Railroad Utility

## General Features

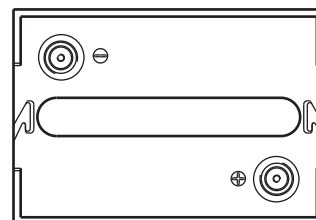

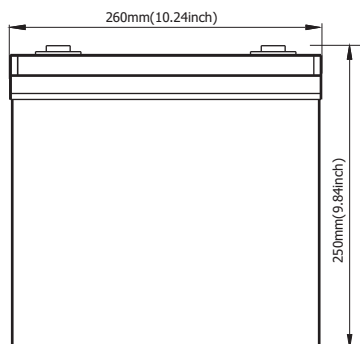
- 15 years float life at 20°C
- Up to 5 years design life at renewable energy applications
- Wide operating temperature range of -15 to 60°C
- Nano gel electrolyte eliminate the acid stratification and prolong cycle life
- Round trip efficiency as high as 85%
- Thick positive flat plate with high density paste
- Low self-discharge rate and long shelf life( 1 year at 25°C)
- Excellent deep discharge recovery capability

## Construction

- Positive .....Lead dioxide
- Negative .....Lead
- Container.....ABS
- Cover .....ABS
- Sealant .....Epoxy Resin
- Safety valve .....EPDM
- Terminal .....Copper
- Separator .....AGM
- Electrolyte .....Acid with gel

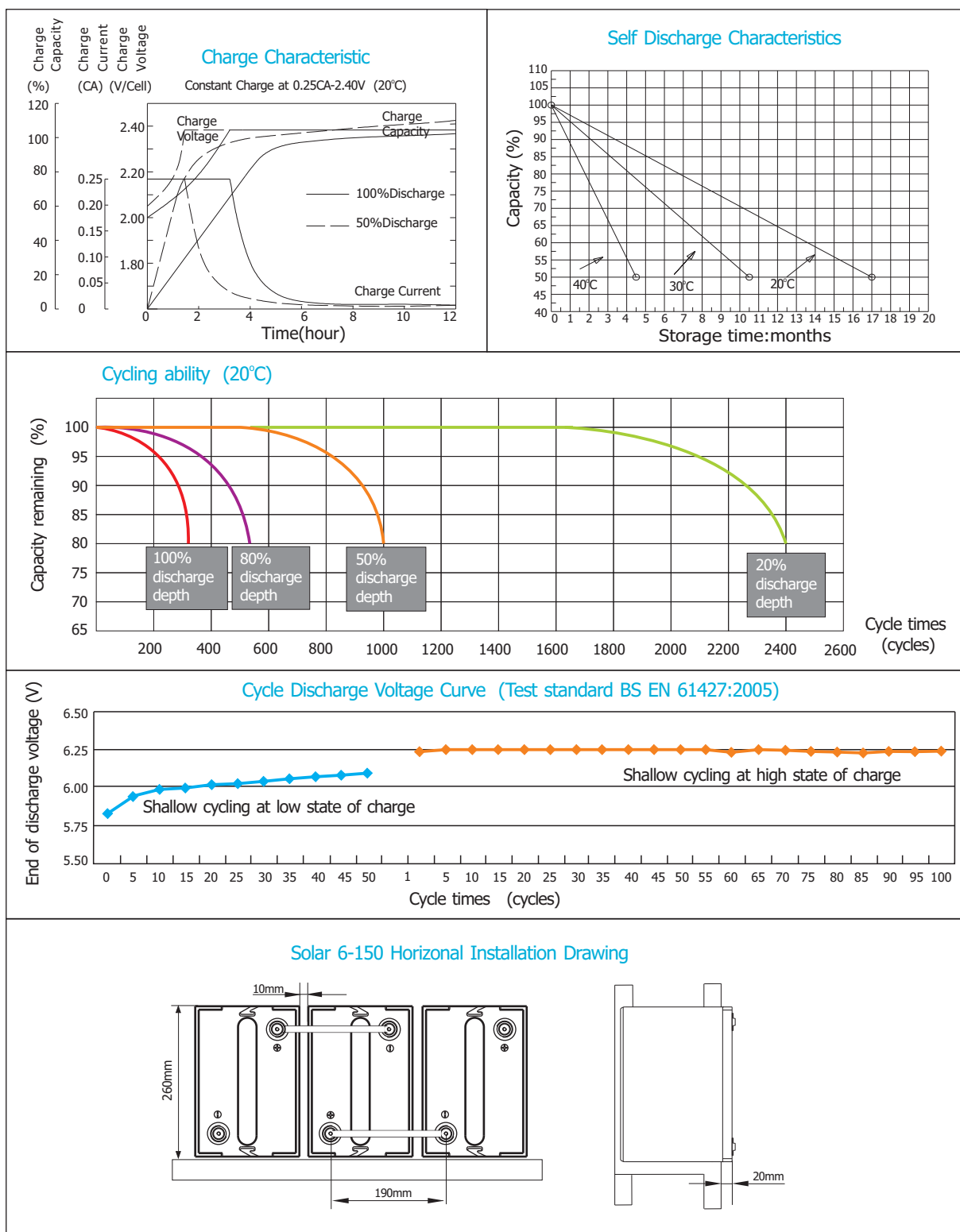


Terminal Dimensions



Battery Model	Solar 6-150			
Designed Floating Life	15 Years			
Designed Cycle Life	5 Years			
Capacity(20°C)	10HR(15A,1.80V)	24HR(6.67A,1.80V)	48HR(3.5A,1.80V)	100HR(1.8A,1.80V)
	150Ah	160Ah	168Ah	180Ah
Dimensions	Length	Width	Height	Total Height
	260mm(10.2inch)	180mm(7.09inch)	245mm(9.65inch)	250mm(9.84inch)
Approx. Weight	21Kg (46.29 lbs)			
Internal Resistance	Full charged at 20°C: 0.0033 Ohm			
Self Discharge	3% of capacity declined per month at (20°C)			
Capacity Affected by Temp.(10HR)	40°C	20°C	0°C	-15°C
	109%	100%	85%	65%
Charge Voltage(20°C)	Cycle use		Float use	
	7.2-7.4V(-15mV/ °C), max. Current: 37.5A		6.8-6.9V(-9mV/ °C)	

## Solar Series SLA Battery



## Constant current discharge ratings-amperes at 20°C

TIME	1h	3h	5h	10h	24h	48h	72h	100h	120h
CUT-OFF VOLTAGE	1.80	1.80	1.80	1.80	1.80	1.80	1.80	1.80	1.80
CAPACITY(Ah)	95	113	128	150	160	168	175	180	182



COPYRIGHT BOSFA COMPANY LIMITED